

NEBULA EAST AFRICA PRIVATE LIMITED

ANNUAL REPORT AND FINANCIAL STATEMENTS

For the year ended

31 MARCH 2024

Kreston KM & Co. LLP
Certified Public Accountants (K)
Surveyors Court, Suite B6 | Woodvale Grove, Westlands
PO Box 66837 – 00800 Nairobi | Telephone: +254-20-2404880 | +254-720-018525
E-mail: info@krestonkm.com | Website: www.krestonkm.com

**NEBULA EAST AFRICA PRIVATE LIMITED
FINANCIAL STATEMENTS
FOR THE YEAR ENDED 31ST MARCH 2024**

CONTENTS	PAGE
Company information	1
Report of directors	2
Statement of directors' responsibilities	3
Report of the independent auditor	4 (i) & (ii)
Financial statements:	
Statement of Comprehensive Income	5
Statement of Financial Position	6
Statement of Change in Equity	7
Statement of Cashflows	8
Accounting policies and Explanatory notes	9-12
Supplementary information:	
Schedule of operating expenditure	Appendix I

**NEBULA EAST AFRICA PRIVATE LIMITED
COMPANY INFORMATION
FOR THE YEAR ENDED 31ST MARCH 2024**

1

Board of Directors

Prabhakar Jain
Anindya Basu

Registered Office

Plot No 1/548, Paresia Centre,
1st Floor, Ngong Road,
Opposite Uchumi Hyper,
P.O Box 6574 00100,
Nairobi, Kenya.

Accountants

Kreston KM & Co
Certified Public Accountants (K)
Westlands, Woodvale Grove
Block B, Suite 6
P.O. Box 66837- 00800
Nairobi, Kenya

Principal Bankers

Standard Chartered Bank Limited

**NEBULA EAST AFRICA PRIVATE LIMITED
REPORT OF THE DIRECTORS
FOR THE YEAR ENDED 31ST MARCH 2024**

2

The directors submit their report together with the financial statements for the year ended 31st March 2024, which disclose the state of affairs of the company.

Principal activities

The principal activity of the business is production and sale of adhesive materials.

Results and dividends

The net profit for the year of Kshs 1,977,878 (2023: Loss of Kshs (526,907)) has been added to the accumulated profit.

The directors do not recommend the declaration of any dividends for the year.


Directorate

The directors who held office during the year and to the date of this report are set out on page 1.

Auditor

The Company Auditors Kreston KM & Co., have expressed their willingness to continue in office in accordance with section 719 (2) of the Companies Act 2015.

By order of the board



.....
Director/Company Secretary

Date 03 MAY..... 2024

**NEBULA EAST AFRICA PRIVATE LIMITED
STATEMENT OF DIRECTORS' RESPONSIBILITIES
FOR THE YEAR ENDED 31ST MARCH 2024**

3

The Kenyan Companies Act requires the directors to prepare financial statements for each financial year that give a true and fair view of the state of affairs of the company as at the end of the financial year and of its profit or loss for that year. It also requires the directors to ensure that the company maintains proper accounting records that disclose, with reasonable accuracy, the financial position of the company. The directors are also responsible for safeguarding the assets of the company.

The directors accept responsibility for the preparation and fair presentation of financial statements that are free from material misstatement whether due to fraud or error. They also accept responsibility for:

- i) designing, implementing and maintaining internal control relevant to the preparation and fair presentation of the financial statements;
- ii) selecting and applying appropriate accounting policies; and
- iii) making accounting estimates and judgements that are reasonable in the circumstances.

The directors are of the opinion that the financial statements give a true and fair view of the state of the financial affairs of the company as at 31st March 2024 and of its profit and cashflow for the year then ended in accordance with the International Financial Reporting Standard for Small and Medium-sized Entities and the requirements of the Kenyan Companies Act.

Nothing has come to the attention of the directors to indicate that the company will not remain a going concern for at least twelve months from the date of this statement.

Approved by the board of directors on 13 MAY 2024 and signed on its behalf by:



.....
Director

**NEBULA EAST AFRICA PRIVATE LIMITED
REPORT OF THE INDEPENDENT AUDITOR TO THE MEMBERS NEBULA EAST AFRICA
PRIVATE LTD
FOR THE YEAR ENDED 31ST MARCH 2024**

4 (i)

Opinion

We have audited the accompanying financial statements of Nebula East Africa Private Limited, set out on pages 5 to 12 which comprise the statement of financial position as at 31st March 2024, the statement of comprehensive income, statement of changes in equity, and the statement of cash flows for the year then ended, and a summary of significant accounting policies and other explanatory notes. In our opinion, the financial statements give a true and fair view of the state of the financial affairs of the Company as at 31st March 2024 and of its financial performance and cash flows for the year the ended in accordance with the International Financial Reporting Standard for Small and Medium-sized Entities and the Kenyan Companies Act 2015.

Basis of opinion

We conducted our audit in accordance with International Standards on Auditing (ISAs). Our responsibilities under those standards are further described in the Auditor's Responsibilities for Audit of the Financial Statements section of our report. We are independent of the Company in accordance with the International Ethics Standards Board for Accountants Code of Ethics for Professional Accountants (IESBA Code) together with the ethical requirements that are relevant to our audit of the financial statements in Kenya, and we have fulfilled our other responsibilities in accordance with these requirements and the IESBA Code. We believe that the audit evidence we have obtained is sufficient and appropriate to provide a basis for our opinion.

Directors' Responsibilities for the financial statements

The Directors are responsible for the preparation and fair presentation of these financial statements in accordance with the International Financial Reporting Standard for Small and Medium-sized Entities and the requirements of the Kenyan Companies Act 2015, and for such internal control as management determine necessary to enable the preparation of financial statements that are free from material misstatement, whether due to fraud or error.

In preparing the financial statements, the directors are responsible for assessing the Company's ability to continue as a going concern, disclosing, as applicable, matters related to going concern and using the going concern basis of accounting unless management either intends to liquidate the Company or to cease operations, or has no realistic alternative but to do so.

Auditor's Responsibilities for the Audit of the Financial Statements

Our objectives are to obtain reasonable assurance about whether the financial statements as a whole are free from material misstatement, whether due to fraud or error, and to issue an auditor's report that includes our opinion. Reasonable assurance is a high level of assurance, but is not a guarantee that an audit conducted in accordance with ISAs will always detect a material misstatement when it exists. Misstatements can arise from fraud or error and are considered material if, individually or in the aggregate, they could reasonably be expected to influence the economic decisions of users taken on the basis of these financial statements.

Auditor's Responsibilities for the Audit of the Financial Statements (contd...)

As part of an audit in accordance with ISAs, we exercise professional judgment and maintain professional skepticism throughout the audit. We also:

- Identify and assess the risks of material misstatement of the financial statements, whether due to fraud or error, design and perform audit procedures responsive to those risks, and obtain audit evidence that is sufficient and appropriate to provide a basis for our opinion. The risk of not detecting a material misstatement resulting from fraud is higher than for one resulting from error, as fraud may involve collusion, forgery, intentional omissions, misrepresentations, or the override of internal control.
- Obtain an understanding of internal control relevant to the audit in order to design audit procedures that are appropriate in the circumstances, but not for the purpose of expressing an opinion on the effectiveness of the Company's internal control.
- Evaluate the appropriateness of accounting policies used and the reasonableness of accounting estimates and related disclosures made by management.
- Conclude on the appropriateness of management's use of the going concern basis of accounting and, based on the audit evidence obtained, whether a material uncertainty exists related to events or conditions that may cast significant doubt on the Company's ability to continue as a going concern. If we conclude that a material uncertainty exists, we are required to draw attention in our auditor's report to the related disclosures in the financial statements or, if such disclosures are inadequate, to modify our opinion. Our conclusions are based on the audit evidence obtained up to the date of our auditor's report. However, future events or conditions may cause the Company to cease to continue as a going concern.


We communicate with those charged with governance regarding, among other matters, the planned scope and timing of the audit and significant audit findings, including any significant deficiencies in internal control that we identify during our audit.

Report on other legal requirements


As required by the Kenyan Companies Act 2015 we report to you, based on our audit, that:

- i) we have obtained all the information and explanations which to the best of our knowledge and belief were necessary for the purposes of our audit;
- ii) in our opinion proper books of account have been kept by the Organization, so far as appears from our examination of those books; and
- iii) the Company's balance sheet and income statement are in agreement with the books of account.

The engagement partner responsible for the audit resulting in the independent auditor's report is FCPA David G. Muchungu - P/N0 1098.


For and on behalf of
Kreston KM & Company LLP
Certified Public Accountants

Nairobi


..... 2024

Statement of Comprehensive Income

	2024 Kshs	2023 Kshs
Sales	15,143,301	25,244,536
Less: cost of sales	<u>(12,483,250)</u>	<u>(22,013,222)</u>
Gross profit	2,660,051	3,231,314
Other income	<u>(196,860)</u>	<u>(260,897)</u>
	2,463,191	2,970,416
Administration overheads	435,825	3,462,501
Finance costs	<u>49,489</u>	<u>34,822</u>
Total Expenses	<u>485,314</u>	<u>3,497,323</u>
Profit/(loss) for the year	1,977,877	(526,907)
Tax charge	<u>(346,466)</u>	<u>-</u>
Profit/(loss) for the year	<u>1,631,411</u>	<u>(526,907)</u>

NEBULA EAST AFRICA PRIVATE LIMITED
 FINANCIAL STATEMENTS
 FOR THE YEAR ENDED 31ST MARCH 2024

Statement of financial position

	Note	2024 Kshs	2023 Kshs
ASSETS			
Fixed Assets			
Office Equipment	3	<u>29,308</u>	<u>36,640</u>
		29,308	36,640
Current Assets.			
Cash & Cash equivalent	4	4,099,895	7,844,227
Trade Receivables	5	<u>30,933,306</u>	<u>15,402,012</u>
		<u>35,033,201</u>	<u>23,246,239</u>
		35,062,509	23,282,879
EQUITY			
Capital and reserves			
Ordinary shares	6	5,000,000	5,000,000
Accumulated profit		<u>4,796,526</u>	<u>3,165,115</u>
		9,796,526	8,165,115
LIABILITIES			
Current Liabilities			
Trade payables	7	24,764,898	15,113,144
Other payables		154,620	4,620
Tax payable	8	<u>346,466</u>	<u>-</u>
		<u>25,265,984</u>	<u>15,117,764</u>
		35,062,509	23,282,879

The financial statements were approved by the Board of Directors on 03 MAY2024
 and signed on its behalf by;

Director.....

Director..... 

Statement of changes in equity.

	Note	Share Capital Kshs.	Retained Earnings Kshs.	Total Kshs.
At 1st April 2023				
Shares issued		5,000,000	3,165,115	8,165,116
Profit for the period		-	1,631,411	1,631,411
At 31st March 2024		5,000,000	4,796,526	9,796,527
At 1st April 2022				
Shares issued		5,000,000	3,692,023	8,692,023
Loss for the period		-	(526,907)	(526,907)
At 31st March 2023		5,000,000	3,165,115	8,165,116

Statement of Cashflows

	Notes	2024 Ksh	2023 Ksh
Profit/(loss) for the period		1,631,411	(526,907)
Adjustment for non cash items:			
Add: Depreciation		7,332	6,462
		<u>1,638,743</u>	<u>(520,445)</u>
(Increase)/decrease in receivables		(15,531,294)	(5,760,923)
Increase/(decrease) in payables		10,148,220	3,932,255
Net cash generated from/(used in) operating activities		<u>(3,744,331)</u>	<u>(2,349,113)</u>
Cashflow from Investing Activities			
Acquisition of office equipment		-	-
Disposal of office equipment		-	-
Net cashflow from Investing Activities		<u>-</u>	<u>-</u>
Decrease in cash and cash equivalents		(3,744,331)	(2,349,114)
Movement in cash and cash equivalents			
Cash and cash equivalents at start of year		7,844,227	10,228,840
(Decrease) in cash and cash equivalents		(3,744,331)	(2,384,613)
Cash and cash equivalents at end of period	4	<u><u>4,099,895</u></u>	<u><u>7,844,227</u></u>

Notes

1. General information

The Nebula E.A Private Limited is incorporated in Kenya under the companies act as a private limited liability company and is domiciled in Kenya. The address of its registered office is:

Plot No 1/548, Paresia Centre,
1st Floor, Ngong Road,
Opposite Uchumi Hyper,
P.O Box 6574 00100,
Nairobi, Kenya.

The principal activity of the business is production and sale of printed materials.

2. Basis of Preparation and Significant Accounting Policies

These financial statements have been prepared on a going concern basis and in compliance with the International Financial Reporting Standard for Small and Medium-sized Entities (IFRS for SMEs) issued by the International Accounting Standards Board. They are presented in Kenya Shillings (Kshs). The measurement basis used is the historical cost basis except where otherwise stated in the accounting policies below.

(a) Revenue Recognition

Revenue is measured at the fair value of the consideration received or receivable, net of discounts and related taxes collected on behalf of the government of Kenya.

(b) Borrowing costs

All borrowing costs are recognised in profit or loss in the period in which they are incurred.

(c) Income tax

Income tax expense represents the sum of the tax currently payable and deferred tax. The tax currently payable is based on taxable services and acceptance of the rendered service by the client for the year, determined in accordance with the Kenyan Income Tax Act 2015.

Notes 2 (condt.)

(c) Income tax (condt.)

Deferred income tax is recognised on differences between the carrying amounts of assets and liabilities in the financial statements and their corresponding tax bases (known as temporary differences). Deferred tax liabilities are recognised for all temporary differences that are expected to increase taxable profit in the future. Deferred tax assets are recognised for all temporary differences that are expected to reduce taxable profit in the future and any unused tax losses or unused tax credits. Deferred tax assets are measured at the highest amount that, on the basis of current or estimated future taxable profit, is more likely than not to be recovered.

The net carrying amount of deferred tax assets is reviewed at each reporting date and is adjusted to reflect the current assessment of future taxable profits. Any adjustments are recognised in profit or loss.

Deferred tax is calculated at the tax rates that are expected to apply to the taxable profit (tax loss) of the periods in which it expects the deferred tax asset to be realised or the deferred tax liability to be settled, on the basis of tax rates that have been enacted or substantively enacted by the end of the reporting period.

(d) Translation of foreign currencies

All transactions in foreign currencies are initially recorded in Kenya Shillings, using the spot rate at the date of the transaction.

Foreign currency monetary items at the balance sheet date are translated using the closing rate. All exchange differences arising on settlement or translation are recognised in profit or loss.

(e) Share capital, share premium, and dividends

Ordinary shares are recognised at par value and classified as 'share capital' in equity. Any amounts received from the issue of shares in excess of the par value are classified as 'share premium' in equity. Dividends are recognised as a liability in the year in which they are declared.

(f) Financial assets

Trade and other receivables are initially recognised at the transaction price. Where credit is extended, receivables are measured at amortized cost using the effective interest method. At the end of each reporting period, the carrying amounts of trade and other receivables are reviewed to determine whether there is any objective evidence that the amounts are not recoverable. If so, an impairment loss is recognised immediately in profit or loss.

Notes 2 (condt.)

(g) Property, Plant and Equipment

Items of property, plant and equipment are measured at cost less accumulated

Depreciation is charged so as to allocate the cost of assets less their residual values over their estimated useful lives, using the reducing balance method. The following annual rates are used for the depreciation of property, plant and equipment:

Furniture and equipments	20.0%
--------------------------	-------

If there is an indication that there has been a significant change in depreciation rate, useful life or residual value of an asset, the depreciation of that asset is revised prospectively to reflect the new expectations.

(h) Leases

Leases are classified as finance leases whenever the terms of the lease transfer substantially all the risks and rewards of ownership of the leased asset to the company. All other leases are classified as operating leases.

Rights to assets held under finance leases are recognised as assets of the company at the fair value of the leased property (or, if lower, the present value of minimum lease payments) at the inception of the lease. The corresponding liability to the lessor is included in the statement of financial position as a finance lease obligation. Lease payments are apportioned between finance charges and reduction of the lease obligation so as to achieve a constant rate of interest on the remaining balance of the liability. Finance charges are deducted in measuring profit or loss. Assets held under finance leases are included in property, plant and equipment, and depreciated and assessed for impairment losses in the same way as owned assets.

(i) Impairment of non-financial assets

At each reporting date, property, plant and equipment, investment property, intangible assets, and investments in associates are reviewed to determine whether there is any indication that those assets have suffered an impairment loss. If there is an indication of possible impairment, the recoverable amount of any affected asset (or group of related assets) is estimated and compared with its carrying amount. If estimated recoverable amount is lower, the carrying amount is reduced to its estimated recoverable amount, and an impairment loss is recognised immediately in profit or loss.

(j) Financial risk management objectives and policies

The company's activity expose it to a variety of financial risks including credit and interest rates. The company's overall risk management programme focuses on unpredictability of changes in the business environment and seeks to minimize the potential adverse effect of such risks on its performance by setting acceptable levels of risks. The company does not hedge any risks but has in place policies to ensure that credit is extended to customers with an established credit history.

Notes

	2024	
	Kshs	
3. Property, plant and equipment		Furniture & Equipments
		20%
Cost		Kshs
At start of year		43,103
Additions		-
At period end		<u>43,103</u>
Depreciation		
At start of year		6,463
Charge for the year		7,332
At period end		<u>13,795</u>
Carrying amount		
At 31 March 2024		<u>29,308</u>
At 31 March 2023		<u>36,640</u>
Notes		
	31st March	31st March
	2024	2023
	Kshs	Kshs
4. Cash and Bank		
Bank	4,099,895	7,844,227
	<u>4,099,895</u>	<u>7,844,227</u>
5. Receivables		
Trade receivables	29,220,327	14,008,768
Prepayments and other receivables	1,712,979	1,393,244
	<u>30,933,306</u>	<u>15,402,012</u>
6. Authorized and Issued share capital		
	Number of	Ordinary
	Shares	Shares
		Kshs.
6.1 Authorized Share Capital		Totals
50,000 ordinary shares of Ksh 100 each, As 31 March 2024	<u>50,000</u>	<u>100</u>
		<u>5,000,000</u>
6.2 Issued Share Capital		
50,000 ordinary shares of Ksh 100 each, As 31 March 2024	<u>50,000</u>	<u>100</u>
		<u>5,000,000</u>
7. Payables		
Trade payables	24,764,898	15,113,144
Other payables and accruals	154,620	4,620
	<u>24,919,518</u>	<u>15,117,764</u>
8. Tax payable		
At the start of the year	-	-
Paid during the year	-	-
Current tax	-	-
Current tax provision	346,466	-
	<u>346,466</u>	<u>-</u>

**NEBULA EAST AFRICA PRIVATE LIMITED
SUPPLEMENTARY INFORMATION
FOR THE YEAR ENDED 31ST MARCH 2024**

Appendix I

	2024 Kshs	2023 Kshs
Income		
Sales	15,143,301	25,244,536
Less: Cost of sales	(12,483,250)	(22,013,222)
Gross profit	<u>2,660,051</u>	<u>3,231,314</u>
Othe Income		
Un-realised exchange (loss)/ gain	(196,860)	(260,897)
	<u>2,463,191</u>	<u>2,970,416</u>
Expenditure		
Administrative overheads		
Legal and secretarial fees	-	308,000
Accountancy Fees	40,000	240,000
Audit Fees: Kenya	75,000	60,000
: India	75,000	60,000
Depreciation expense	7,332	6,843
Licence & Permits	11,400	18,800
Disposal of fixed assets	-	7,222
Travelling expenses	-	2,382,969
Royalty expense	227,093	378,668
	<u>435,825</u>	<u>3,462,501</u>
Finance costs		
Bank charges	49,489	34,822
	<u>49,489</u>	<u>34,822</u>
Total expenses	485,314	3,497,323
Net profit/(loss) before Tax	<u>1,977,877</u>	<u>(526,907)</u>

NEBULA EAST AFRICA PRIVATE LIMITED
SUPPLEMENATRY INFORMATION
FOR THE YEAR ENDED 31ST MARCH 2024

Schedule of Balance sheet items

	2024	2023
	Kshs	Kshs
1. Trade payables		
Dechem Ltd		-
Pidilite India	283,683	385,824
Crown Paints Allied Industries Ltd	<u>24,331,214</u>	<u>14,350,781</u>
	24,764,898	14,736,604
2. Other payables		
Legal fees-Kairu Mbuthia Advocates	-	16,940
Accountancy fees-Kreston KM & Co.	150,000	359,600
Withholding tax	3,300	3,300
Withholding Vat	1,320	1,320
Tax payable	<u>-</u>	<u>-</u>
	154,620	381,160
Total Payables	<u>24,919,518</u>	<u>15,117,764</u>
3. Trade receivables		
Crown paints K ltd	29,220,327	14,008,768
VAT recoverable	680,880	349,745
Tax paid inadvance	1,032,099	1,032,099
Prepaid license	-	11,400
Total Receivable	<u>30,933,306</u>	<u>15,402,012</u>

NEBULA EAST AFRICA PRIVATE LIMITED
SUPPLEMENATRY INFORMATION
FOR THE YEAR ENDED 31ST MARCH 2024

Appendix II

TAX COMPUTATION

		Kshs
Profit as per accounts		1,977,877
Add: Depreciation	7,332	
Un-realized exchange loss	196,860	
	<u> </u>	<u>204,192</u>
Less: Wear and tear allowances	<u>(2,990)</u>	<u>(2,990)</u>
Profit for the year		2,179,079
Taxable losses b/f		<u>(1,024,192)</u>
Adjusted taxable profit		1,154,886
Tax for the year @30%		346,466
Tax Payable		<u><u>346,466</u></u>