

KHANNA & PANCHMIA

CHARTERED ACCOUNTANTS

A Wing, First Floor, Vilco Centre, Subhash Road, Vile Parle (E), Mumbai - 400 057
Tel: 9321433372 || Email: office@knpca.com

INDEPENDENT AUDITORS' REPORT

**To the Members of
Pidilite Grupo Puma Manufacturing Limited**

Report on the Standalone Ind AS Financial Statements

Opinion

We have audited the accompanying Standalone Ind AS financial statements of **Pidilite Grupo Puma Manufacturing Limited** ("the Company"), which comprise the Balance Sheet as at 31st March, 2024, the Statement of Profit and Loss (including Other comprehensive Income) the Cash Flow Statement and the statement of changes in the Equity for the period then ended and a summary of the significant accounting policies and other explanatory information.

In our opinion and to the best of our information and according to the explanations given to us, the aforesaid Standalone Ind AS financial statements give the information required by the Companies Act, 2013 ("the Act") in the manner so required and give a true and fair view in conformity with the Indian Accounting Standard prescribed under section 133 of the Act read together with the Companies (Indian Accounting Standard) Rules, 2015, (Ind AS) and other accounting principles generally accepted in India, of the state of affairs of the Company as at 31st March, 2024, and its loss, total comprehensive income, its cash flows and changes in the equity for the period ended on that date.

Basis for Opinion

We conducted our audit of the Standalone Ind AS financial statements in accordance with the Standards on Auditing specified under section 143(10) of the Act (SAs). Our responsibilities under those Standards are further described in the *Auditor's Responsibilities for the Audit of the Standalone Ind AS Financial Statements* section of our report. We are independent of the Company in accordance with the Code of Ethics issued by the Institute of Chartered Accountants of India (ICAI) together with the independence requirements that are relevant to our audit of the Standalone Ind AS financial statements under the provisions of the Act and the Rules made thereunder, and we have fulfilled our other ethical responsibilities in accordance with these requirements and the ICAI's Code of Ethics. We believe that the audit evidence we have obtained is sufficient and appropriate to provide a basis for our audit opinion on the Standalone Ind AS financial statements.

Information Other than the Standalone Ind AS Financial Statements and Auditor's Report thereon

The Company's Board of Directors is responsible for the preparation of the other information. The other information comprises the information included in the Management Discussion and Analysis, Board's Report including Annexures to Board's Report, Business Responsibility



Report, Corporate Governance and Shareholder's Information, but does not include the Standalone Ind AS financial statements and our auditor's report thereon.

Our opinion on the Standalone Ind AS financial statements does not cover the other information and we do not express any form of assurance conclusion thereon.

In connection with our audit of the Standalone Ind AS financial statements, our responsibility is to read the other information and, in doing so, consider whether the other information is materially inconsistent with the Standalone Ind AS financial statements or our knowledge obtained during the course of our audit or otherwise appears to be materially misstated.

If, based on the work we have performed, we conclude that there is a material misstatement of this other information, we are required to report that fact. We have nothing to report in this regard.

Management's Responsibility for the Standalone Ind AS Financial Statements

The Company's Board of Directors is responsible for the matters stated in Section 134 (5) of the Act with respect to the preparation of these Standalone Ind AS financial statements that give a true and fair view of the financial position, financial performance including Other Comprehensive Income, cash flows and changes in equity of the Company in accordance with the accounting principles generally accepted in India, including Ind AS. This responsibility also includes maintenance of adequate accounting records in accordance with the provisions of the Act for safeguarding of the assets of the Company and for preventing and detecting frauds and other irregularities; selection and application of appropriate accounting policies; making judgments and estimates that are reasonable and prudent; and design, implementation and maintenance of adequate internal financial controls, that were operating effectively for ensuring the accuracy and completeness of accounting records, relevant to the preparation and presentation of the Standalone Ind AS financial statements that give a true and fair view and are free from material misstatement, whether due to fraud or error.

In preparing the Standalone Ind AS financial statements, Management is responsible for assessing the Company's ability to continue as a going concern, disclosing, as applicable, matters related to going concern and using the going concern basis of accounting unless Management either intends to liquidate the Company or to cease operations, or has no realistic alternative but to do so.

The Board of Directors are responsible for overseeing the Company's financial reporting process.

Auditor's Responsibility for the Audit of Standalone Ind AS Financial statements

Our objectives are to obtain reasonable assurance about whether the standalone Ind AS financial statements as a whole are free from material misstatement, whether due to fraud or error, and to issue an auditor's report that includes our opinion. Reasonable assurance is a high level of assurance, but is not a guarantee that an audit conducted in accordance with SAs will always detect a material misstatement when it exists. Misstatements can arise from fraud or error and are considered material if, individually or in the aggregate, they could reasonably be expected to influence the economic decisions of users taken on the basis of these standalone Ind AS financial statements.



As part of an audit in accordance with SAs, we exercise professional judgment and maintain professional skepticism throughout the audit. We also:

- Identify and assess the risks of material misstatement of the standalone Ind AS financial statements, whether due to fraud or error, design and perform audit procedures responsive to those risks, and obtain audit evidence that is sufficient and appropriate to provide a basis for our opinion. The risk of not detecting a material misstatement resulting from fraud is higher than for one resulting from error, as fraud may involve collusion, forgery, intentional omissions, misrepresentations, or the override of internal control.
- Obtain an understanding of internal financial controls relevant to the audit in order to design audit procedures that are appropriate in the circumstances. Under section 143(3)(i) of the Act, we are also responsible for expressing our opinion on whether the Company has adequate internal financial control system in place and the operating effectiveness of such controls.
- Evaluate the appropriateness of accounting policies used and the reasonableness of accounting estimates and related disclosures made by Management.
- Conclude on the appropriateness of Management's use of the going concern basis of accounting and, based on the audit evidence obtained, whether a material uncertainty exists related to events or conditions that may cast significant doubt on the Company's ability to continue as a going concern. If we conclude that a material uncertainty exists, we are required to draw attention in our auditor's report to the related disclosures in the standalone Ind AS financial statements or, if such disclosures are inadequate, to modify our opinion. Our conclusions are based on the audit evidence obtained up to the date of our auditor's report. However, future events or conditions may cause the Company to cease to continue as a going concern.
- Evaluate the overall presentation, structure and content of the standalone Ind AS financial statements, including the disclosures, and whether the standalone Ind AS financial statements represent the underlying transactions and events in a manner that achieves fair presentation.

Materiality is the magnitude of misstatements in the standalone Ind AS financial statements that, individually or in aggregate, makes it probable that the economic decisions of a reasonably knowledgeable user of the financial statements may be influenced. We consider quantitative materiality and qualitative factors in (i) planning the scope of our audit work and in evaluating the results of our work; and (ii) to evaluate the effect of any identified misstatements in the financial statements.

We communicate with those charged with governance regarding, among other matters, the planned scope and timing of the audit and significant audit findings, including any significant deficiencies in internal control that we identify during our audit.

We also provide those charged with governance with a statement that we have complied with relevant ethical requirements regarding independence, and to communicate with them all relationships and other matters that may reasonably be thought to bear on our independence, and where applicable, related safeguards.



Report on Other Legal and Regulatory Requirements

1. As required by the Companies (Auditor's Report) Order, 2020 ("the Order") issued by the Government of India in terms of Section 143(11) of the Act, we give in the Annexure "A" a statement on the matters specified in paragraphs 3 and 4 of the Order, to the extent applicable.
2. As required by Section 143(3) of the Act, we report that:
 - (a) We have sought and obtained all the information and explanations which to the best of our knowledge and belief were necessary for the purposes of our audit.
 - (b) In our opinion, proper books of account as required by law have been kept by the Company so far as it appears from our examination of those books.
 - (c) The Balance Sheet, Statement of Profit and Loss including Other Comprehensive Income, the Cash Flow Statement and Statement of Changes in Equity dealt with by this Report are in agreement with the books of account.
 - (d) In our opinion, the aforesaid Standalone Ind AS financial statements comply with the Accounting Standards specified under Section 133 of the Act.
 - (e) On the basis of the written representations received from the directors as on 31st March 2024 and taken on record by the Board of Directors, none of the directors is disqualified as on 31st March 2024 from being appointed as a director in terms of Section 164(2) of the Act.
 - (f) With respect to the adequacy of the internal financial controls over financial reporting of the Company and the operating effectiveness of such controls, refer to our separate Report in "Annexure B". Our report expresses an unmodified opinion on the adequacy and operating effectiveness of the Company's internal financial control over financial reporting.
 - (g) With respect to the other matters to be included in the Auditor's Report in accordance with the requirements of section 197(16) of the Act, as amended:

In our opinion and to the best of our information and according to the explanations given to us, the Company has not paid/provided any managerial remuneration under the provisions of section 197 read with schedule V of the Companies Act, 2013, hence reporting under section 197 of the Act is not applicable.

- (h) With respect to the other matters to be included in the Auditor's Report in accordance with Rule 11 of the Companies (Audit and Auditors) Rules, 2014, in our opinion and to the best of our information and according to the explanations given to us:
 - i. The Company does not have any pending litigations which would impact its financial position;
 - ii. The Company did not have any long-term contracts including derivative contracts; as such the question of commenting on any material foreseeable losses thereon does not arise;
 - iii. There has been no delay in transferring amounts, required to be transferred, to the Investor Education and Protection Fund.



- iv. (a) The Management has represented that, to the best of its knowledge and belief, no funds have been advanced or loaned or invested (either from borrowed funds or share premium or any other sources or kind of funds) by the Company to or in any other person or entity, including foreign entity ("Intermediaries"), with the understanding, whether recorded in writing or otherwise, that the Intermediary shall, whether, directly or indirectly lend or invest in other persons or entities identified in any manner whatsoever by or on behalf of the Company ("Ultimate Beneficiaries") or provide any guarantee, security or the like on behalf of the Ultimate Beneficiaries;
- (b) The Management has represented , that, to the best of its knowledge and belief, no funds have been received by the Company from any person or entity, including foreign entity ("Funding Parties"), with the understanding , whether recorded in writing or otherwise, that the Company shall, whether , directly or indirectly, lend or invest in other persons or entities identified in any manner whatsoever by or on behalf of the Funding Party ("Ultimate Beneficiaries ") or provide any guarantee, security or the like on behalf of the Ultimate Beneficiaries;
- (c) Based on the audit procedures that have been considered reasonable and appropriate in the circumstances, nothing has come to our notice that has caused us to believe that the representations under sub-clause (i) and (ii) of Rule 11 (e), as provided under (a) and (b) above, contain any material misstatement.
- v. The Company has not declared or paid any dividend during the year hence no compliance is required with Section 123 of the Companies Act 2013.
- vi. Based on our examination on test basis of accounting software used by the company for maintaining its books of account for the financial year ended 31st March 2024 we are of the opinion that accounting software has feature of recording audit trail (edit log) facility and same was operated throughout the year in respect of all relevant transactions recorded in software. Further, during our audit we did not come across any instance of audit trail feature being tempered with.

This being first year of maintaining accounts with audit trail reporting requirement relating to preservation of audit trail as per statutory requirement for record retention is not applicable for the financial year ended 31st March 2024.

**For KHANNA & PANCHMIA
CHARTERED ACCOUNTANTS**

Firm Reg. No. 136041W


Devendra Khanna
PARTNER

Membership No. 38987



Mumbai, 03rd May 2024

UDIN # 24038987BKEQNG7571

- (iv) According to the information and explanations given to us, the Company has not granted any loans, made investment or provided guarantee, which are covered by the provisions of Section 185 and 186 of the Companies Act 2013. Hence, reporting under Clause 3(iv) of the Order is not applicable.
- (v) The Company has not accepted any deposits or amounts which are deemed to be deposits from the public. Accordingly, Clause 3(v) of the Order is not applicable.
- (vi) The Cost records prescribed under Section 148(1) of the Act are not applicable to the Company and hence Clause 3(vi) of the Order is not applicable.
- (vii) (a) According to the information and explanations given to us and the records of the Company examined by us, in our opinion, the Company has generally been regular in depositing undisputed statutory dues including Goods and Services Tax, Provident Fund, Employees' State Insurance, Income Tax, Sales Tax, Custom duty, Excise duty, value added tax, cess and other statutory dues as applicable with the appropriate authorities. There were no undisputed amounts payable in respect of Goods and Services Tax, Provident Fund, Employees' State Insurance, Income tax, Sales Tax, Customs Duty, Excise Duty, Value Added Tax, Cess and other statutory dues in arrears as at March 31, 2024 for a period of more than six months from the date they become payable.
- (b) There were no statutory dues referred to in sub-clause (a) above which have not been deposited as on 31st March 2024 on account of any dispute.
- (viii) There were no transactions relating to previously unrecorded income that have been surrendered or disclosed as income during the year in the tax assessments under the Income Tax Act, 1961 (43 of 1961).
- (ix) (a) The Company has not taken any loans or other borrowings from any lender hence reporting under clause 3(ix)(a) of the Order is not applicable.
- (b) The Company has not been declared wilful defaulter by any bank or financial institution or government or any government authority.
- (c). The Company has not taken any term loan during the year and there are no outstanding term loans at the beginning of the year and hence, reporting under clause 3(ix)(c) of the Order is not applicable.
- (d) On an overall examination of the financial statements of the Company, funds raised on short-term basis have, prima facie, not been used during the year for long-term purposes by the Company.
- (e) On an overall examination of the financial statements of the Company, the Company has not taken any funds from any entity or person on account of or to meet the obligations of its subsidiaries.
- (f) According to the information and explanations given to us and procedures performed by us, we report that the Company has not raised loans during the year on the pledge of securities held in its subsidiaries, joint ventures or associate companies.
- (x) (a) In our opinion and according to information and explanation given to us, the Company has not raised any moneys by way of initial Public Offer or further public offer (including debt instruments) during the year. Accordingly, Clause 3(x)(a) of the Order is not applicable.




- (b) During the year, the Company has not made any preferential allotment or private placement of shares or convertible debentures (fully or partly or optionally) and hence reporting under clause 3(x)(b) of the Order is not applicable.
- (xi) (a) During the course of our examination of the books and records of the Company, carried out in accordance with the generally accepted auditing practices in India, and according to the information and explanations given to us, we have neither come across any instance of material fraud by the Company or on the Company, noticed or reported during the year, nor have we been informed of any such case by the Management.
- (b) No report under sub-section (12) of section 143 of the Companies Act has been filed in Form ADT-4 as prescribed under rule 13 of Companies (Audit and Auditors) Rules, 2014 with the Central Government, during the year.
- (c) According to information and explanations given to us there were no whistle blower complaints received by the Company during the year.
- (xii) As the Company is not Nidhi Company, the reporting under clause 3(xii) of the Order is not applicable.
- (xiii) In our opinion and according to the information and explanations given to us the Company is in compliance with Section 177 and 188 of the Companies Act, 2013, where applicable, for all transactions with the related parties and the details of related party transactions have been disclosed in the financial statements etc. as required by the applicable accounting standards.
- (xiv) In our opinion and according to the information and explanations given to us, during the year provisions of section 138 relating to Internal Audit System are not applicable to Company, hence, reporting under clause 3(xiv)(a) and (b) of the Order is not applicable.
- (xv) In our opinion and according to the information and explanations given to us, during the year the Company has not entered into any non-cash transactions with its directors or persons connected with him and hence provisions of section 192 of the Companies Act, 2013 are not applicable.
- (xvi) (a) The Company is not required to be registered under Section 45-IA of the Reserve Bank of India Act, 1934. Accordingly, the reporting under Clause 3(xvi)(a) of the Order is not applicable to the Company.
- (b) The Company has not conducted non-banking financial / housing finance activities during the year. Accordingly, the reporting under Clause 3(xvi)(b) of the Order is not applicable to the Company.
- (c) The Company is not a Core Investment Company (CIC) as defined in the regulations made by the Reserve Bank of India. Accordingly, the reporting under Clause 3(xvi)(c) of the Order is not applicable to the Company.
- (d) In our opinion, there is no Core Investment Company within the Group (as defined in the Core Investment Companies (Reserve Bank) Directions, 2016) and accordingly reporting under clause 3(xvi)(d) of the Order is not applicable.



- (xvii) The Company has incurred cash loss of INR 1,932.83 Lakhs during the current financial year and of INR 472.82 Lakhs during immediately preceding financial year.
- (xviii) There has been no resignation of the Statutory Auditors of the Company during the year.
- (xix) On the basis of the financial ratios, ageing and expected dates of realisation of financial assets and payment of financial liabilities, other information accompanying the financial statements and our knowledge of the Board of Directors and Management plans and based on our examination of the evidence supporting the assumptions, nothing has come to our attention, which causes us to believe that any material uncertainty exists as on the date of the audit report indicating that Company is not capable of meeting its liabilities existing at the date of balance sheet as and when they fall due within a period of one year from the balance sheet date. We, however, state that this is not an assurance as to the future viability of the Company. We further state that our reporting is based on the facts up to the date of the audit report and we neither give any guarantee nor any assurance that all liabilities falling due within a period of one year from the balance sheet date, will get discharged by the Company as and when they fall due.
- (xx) Currently Provisions of Section 135(5) of the Companies Act are not applicable to the Company, hence the reporting under clause 3(xx) of the Order is not applicable.

For KHANNA & PANCHMIA
CHARTERED ACCOUNTANTS
Firm Reg. No. 136041W


Devendra Khanna
PARTNER
Membership No. 38987



Mumbai, 03rd May 2024

UDIN # 24038987BKEQNQ7571

Annexure "B" to the Independent Auditor's Report

(Referred to in Paragraph 2(f) under the heading of "Report on Other Legal and Regulatory Requirements" of our report of even date)

Report on the Internal Financial Controls under Clause (i) of Sub-section 3 of Section 143 of the Companies Act, 2013 ("the Act")

We have audited the internal financial controls over financial reporting of **Pidilite Grupo Puma Manufacturing Limited** ("the Company") as of March 31, 2024 in conjunction with our audit of the financial statements of the Company for the year ended on that date.

Management's Responsibility for Internal Financial Controls

The Company's Management is responsible for establishing and maintaining internal financial controls based on the internal control over financial reporting criteria established by the Company considering the essential components of internal control stated in the Guidance Note on Audit of Internal Financial Controls over Financial Reporting issued by the Institute of Chartered Accountants of India. These responsibilities include the design, implementation and maintenance of adequate internal financial controls that were operating effectively for ensuring the orderly and efficient conduct of its business, including adherence to company's policies, the safeguarding of its assets, the prevention and detection of frauds and errors, the accuracy and completeness of the accounting records, and the timely preparation of reliable financial information, as required under the Companies Act, 2013.

Auditors' Responsibility

Our responsibility is to express an opinion on the Company's internal financial controls over financial reporting based on our audit. We conducted our audit in accordance with the Guidance Note on Audit of Internal Financial Controls over Financial Reporting (the "Guidance Note") and the Standards on Auditing, to the extent applicable to an audit of internal financial controls, both issued by the Institute of Chartered Accountants of India. Those Standards and the Guidance Note require that we comply with ethical requirements and plan and perform the audit to obtain reasonable assurance about whether adequate internal financial controls over financial reporting was established and maintained and if such controls operated effectively in all material respects.

Our audit involves performing procedures to obtain audit evidence about the adequacy of the internal financial control system over financial reporting and their operating effectiveness. Our audit of internal financial controls over financial reporting included obtaining an understanding of internal financial controls over financial reporting, assessing the risk that a material weakness exists, and testing and evaluating the design and operating effectiveness of internal control based on the assessed risk. The procedures selected depend on the auditor's judgement, including the assessment of the risks of material misstatement of the financial statements, whether due to fraud or error.

We believe that the audit evidence we have obtained is sufficient and appropriate to provide a basis for our audit opinion on the Company's internal financial controls system over financial reporting.



Meaning of Internal Financial Controls over Financial Reporting

A company's internal financial control over financial reporting is a process designed to provide reasonable assurance regarding the reliability of financial reporting and the preparation of financial statements for external purposes in accordance with generally accepted accounting principles. A company's internal financial control over financial reporting includes those policies and procedures that (1) pertain to the maintenance of records that, in reasonable detail, accurately and fairly reflect the transactions and dispositions of the assets of the company; (2) provide reasonable assurance that transactions are recorded as necessary to permit preparation of financial statements in accordance with generally accepted accounting principles, and that receipts and expenditures of the company are being made only in accordance with authorisations of Management and directors of the company; and (3) provide reasonable assurance regarding prevention or timely detection of unauthorised acquisition, use, or disposition of the company's assets that could have a material effect on the financial statements.


Inherent Limitations of Internal Financial Controls over Financial Reporting

Because of the inherent limitations of internal financial controls over financial reporting, including the possibility of collusion or improper Management override of controls, material misstatements due to error or fraud may occur and not be detected. Also, projections of any evaluation of the internal financial controls over financial reporting to future periods are subject to the risk that the internal financial control over financial reporting may become inadequate because of changes in conditions, or that the degree of compliance with the policies or procedures may deteriorate.

Opinion

In our opinion, to the best of information and explanations given to us, the Company has, in all materials respects, an adequate internal financial control system over financial reporting and such financial controls over financial reporting are operating effectively as at March 31, 2024 based on the internal control over financial reporting criteria established by the Company considering the essential components of internal control stated in the Guidance Note on Audit of Internal Financial Controls Over Financial Reporting issued by the Institute of Chartered Accountants of India.

For KHANNA & PANCHMIA
CHARTERED ACCOUNTANTS
Firm Reg. No. 136041W


Devendra Khanna
PARTNER
Membership No. 38987



Mumbai, 03rd May 2024

UDIN # 24038987BKEQNQ7571

PIDILITE GRUPO PUMA MANUFACTURING LIMITED

Balance Sheet as at 31st March, 2024

(₹ In Lakhs)

Particulars	Notes	As at	
		31st March, 2024	31st March, 2023
ASSETS			
1. Non-current assets			
(a) Property, Plant and Equipment	3	4,370.87	-
(b) Right of Use of Assets	4	150.81	203.49
(c) Capital work-in-progress	5	2.90	3,349.63
(d) Other Intangible Asset	6	27.13	33.33
(e) Financial Assets			
(i) Other Financial Assets	7	4.92	4.92
(f) Deferred Tax Assets (net)	8	495.95	-
(g) Other Non Current Assets	9	13.84	50.04
Total Non Current Assets		5,066.42	3,641.41
2. Current Assets			
(a) Inventories	10	767.82	950.99
(b) Financial Assets			
(i) Investments	11	115.07	428.88
(ii) Trade Receivables	12	175.70	73.30
(iii) Cash and Cash Equivalents	13	2.70	71.38
(iv) Other Financial Asset	14	0.36	-
(c) Other Current Assets	15	934.90	572.09
Total Current Assets		1,996.55	2,096.63
Total Assets	Total	7,062.97	5,738.04
EQUITY AND LIABILITIES			
1. Equity			
(a) Equity Share Capital	16	275.73	183.82
(b) Other Equity	17	4,622.20	3,933.01
Total Equity		4,897.93	4,116.83
2. LIABILITIES			
Non Current Liabilities			
(a) Financial liabilities			
i) Lease Liability	18	113.90	162.06
(b) Provisions	19	16.99	2.70
Total Non Current Liabilities		130.89	164.76
Current liabilities			
(a) Financial liabilities			
(i) Current Borrowings	20	862.57	-
ii) Trade Payables			
(a) Total Outstanding dues of micro and small enterprises	21	15.55	1.78
(b) Total Outstanding Dues of creditors other than Micro and small Enterprises	21	852.60	1,220.11
iii) Lease Liability	22	48.16	48.91
iv) Others Financial Liabilities	23	225.32	162.71
(b) Other Current Liabilities	24	25.38	19.13
(c) Provisions	25	4.56	0.03
(d) Current Tax Liabilities (net)	26	-	3.78
Total Current Liabilities		2,034.15	1,456.45
Total Equity and Liabilities	Total	7,062.97	5,738.04

Summary of significant accounting policies 2

The accompanying notes are an integral part of the financial statements.

As per our report of even date

For Khanna & Panchmia

Chartered Accountants

Firm Reg. No. 136041W

Devendra Khanna

Partner

Mem.No. 038987

Mumbai

Dated : 03rd May 2024



For and on behalf of the Board

Sanjay Bahadur
Sanjay Bahadur
Director

DIN-00032590

Sudhanshu Vats
Sudhanshu Vats
Director

DIN-05234702

57

PIDILITE GRUPO PUMA MANUFACTURING LIMITED

Statement of profit and loss for the year ended 31 March 2024

		(₹ in Lakhs)	
	Notes	2023-24	2022-23
Income			
(a) Revenue from Operations	27	191.09	-
(b) Other Income	28	25.41	54.75
Total Income (I)		216.49	54.75
Expenses			
(a) Cost of Material Consumed	29	248.92	-
(b) Purchases of Stock in Trade	30	-	-
(c) Changes in Inventory of Stock in Trade	31	-	-
(d) Employee Benefits Expense	32	745.11	355.75
(e) Finance Cost	33	70.65	17.69
(f) Depreciation and Amortization Expense	34	276.14	56.27
(g) Other expenses	35	1,084.64	154.14
Total expenses (II)		2,425.46	583.85
Loss for the period		(2,208.97)	(529.09)
Tax expense			
Current tax - Current period		-	4.82
Short/Excess Income Tax Provision		3.08	(2.18)
Deferred Tax Credit		(495.95)	-
Loss for the period		(1,716.10)	(531.72)
Other Comprehensive Income			
i) Items that will not be reclassified subsequently to Profit and Loss Remeasurements Profit/ (Loss) of defined benefit plan		7.78	-
ii) Income Tax effect on above		(1.34)	-
Total Comprehensive Loss for the year		(1,709.66)	(531.72)
Earning per share	36		
Basic		(80.11)	(28.93)
Diluted		(80.11)	(28.93)
Summary of significant accounting policies	2		

The accompanying notes are an integral part of the financial statements.


As per our report of even date

For Khanna & Panchmia
Chartered Accountants
Firm Regn. No.: 136041W





Devendra Khanna
Partner
Mem.No. 038987

Mumbai
Dated : 03rd May 2024



For and on behalf of the Board


Sanjay Bahadur
Director
DIN-00032590


Sudhanshu Vats
Director
DIN-05234702

SM

PIDILITE GRUPO PUMA MANUFACTURING LIMITED

Statement of changes in Equity for the year ended 31st March, 2024

(₹ in Lakhs)

a. Equity Share Capital	As on 31st March, 2024	As on 31st March, 2023
Opening Balance	183.82	91.00
Changes in equity share capital during the year	91.91	92.82
Closing Balance	275.73	183.82

(₹ in Lakhs)

b. Other Equity	Reserves and Surplus		Total
	Securities Premium Account	Retained Earnings	
Balance at March 31, 2022	2,250.00	(300.69)	1,949.31
Profit /(Loss) for the year		(531.72)	(531.72)
On Issue of equity shares during the year	2,515.42	-	2,515.42
Other comprehensive income for the year, net of income tax	-	-	-
Balance at March 31, 2023	4,765.42	(832.42)	3,933.01
Profit /(Loss) for the year		(1,716.10)	(1,716.10)
On Issue of equity shares during the year	2,398.85	-	2,398.85
Other comprehensive income for the year, net of income tax	-	6.44	6.44
Balance at March 31, 2024	7,164.27	(2,542.08)	4,622.20

As per our report of even date

For and on behalf of the Board

For Khanna & Panchmia
Chartered Accountants
Firm Regn. No.: 136041W



Devendra Khanna
Devendra Khanna
Partner

Mem.No. 038987

Mumbai
Dated : 03rd May 2024



Sanjay Bahadur
Sanjay Bahadur
Director
DIN-00032590

Sudhanshu Vats
Sudhanshu Vats
Director
DIN-05234702

54)

PIDILITE GRUPO PUMA MANUFACTURING LIMITED
Cash flow statement for the year ended 31st March, 2024

	31 March 2024 ₹	(₹ in Lakhs) 31 March 2023 ₹
Cash flows from operating activities		
Profit/(Loss) before tax	(2,208.97)	(529.09)
Adjustments for:		
Finance costs	70.65	17.69
Net Loss arising on financial Liabilities designated as at FVTPL	9.84	
Allowances for Doubtful debts	2.94	
Provision for Employee Benefits	19.83	
Depreciation & amortization of non-current assets	276.14	56.27
Interest Income	(1.03)	
Profit on Sale of Investment	(18.03)	
	<u>(1,848.63)</u>	<u>(455.13)</u>
Movements in working capital:		
(Increase)/decrease in Inventory	183.17	(869.66)
(Increase)/decrease in Trade receivables	(105.34)	(73.30)
(Increase)/decrease in other current assets	(362.51)	(374.93)
(Increase)/decrease in other current other current financial assets	(0.36)	(119.90)
Increase/(decrease) in Current Liabilities	68.87	128.22
Increase/(decrease) in trade payables	<u>(353.74)</u>	<u>1,093.05</u>
Cash used in Operations	<u>(2,418.54)</u>	<u>(671.65)</u>
Income taxes paid	(0.71)	3.67
Net Cash used in Operating Activities (A)	<u>(2,419.24)</u>	<u>(667.99)</u>
Cash flows from investing activities		
Property, Plant and Equipment	(1,241.40)	-
Investments in Capital WIP	-	(3,305.58)
Redemption/(Investments) off/in Mutual Funds	322.00	(428.88)
Purchase of Intangibles	0.00	(13.76)
Capital Advances	36.19	835.07
ROU Asset	0.00	(3.60)
Lease Liability	(48.91)	(45.39)
Other Financial Assets	-	(4.82)
Net cash flows used in investing activities (B)	<u>(932.12)</u>	<u>(2,967.96)</u>
Cash flows from financing activities		
Finance cost	(70.65)	(17.69)
Current Borrowing	862.57	-
Proceeds from/(Repayment of) issue of shares	2,490.76	2,608.24
Net cash flows from financing activities (C)	<u>3,282.68</u>	<u>2,590.55</u>
Net increase/(decrease) in cash and cash equivalents (A+B+C)	<u>(68.68)</u>	<u>(1,045.39)</u>
Cash and cash equivalents at the beginning of the year	71.38	1,116.77
Cash and cash equivalents at the end of the year	<u>2.70</u>	<u>71.38</u>
Components of cash and cash equivalents		
Cash on hand	-	-
Balances with banks - in current accounts	2.70	71.38
In Fixed Deposit Accounts with original maturity of 3 months or less	-	-
Total cash and cash equivalents	<u>2.70</u>	<u>71.38</u>


Summary of significant accounting policies

2

As per our report of even date

For Khanna & Panchmia
Chartered Accountants
Firm Regn. No.: 136041W

Devendra Khanna
Partner
Mem.No. 038987



For and on behalf of the Board

Sanjay Bahadur
Director
DIN-00022590

Sudhanshu Vats
Director
DIN-05234702

Mumbai
Dated : 03rd May 2024

57

Notes to the financial statements for the year ended 31 March 2024

Note 1 Corporate Information

Pidilite Grupo Puma Manufacturing Limited ("The Company") having its registered office at Regent Chambers, 7th Floor, Jamnalal Bajaj Marg, 208, Nariman Point Mumbai, Maharashtra, India, 400021.

The main objects of the company is to manufacture, process, sell, export and distribute technical mortars, building materials, high quality C2 tile adhesives, requisites and other materials used in construction or any substitute thereof.

The Company is incorporated on 13th January 2020.

Note 2 Summary of Significant Accounting Policies

2.1: Basis of preparation and presentation

The financial statements of the company have been prepared in accordance with the Indian Accounting Standards (Ind AS) prescribed under Section 133 of the Companies Act, 2013 ('Act') read with Rule 3 of the Companies (Indian Accounting Standards) Rules, 2015 and the Companies (Indian Accounting Standards) Amendment Rules, 2016.

The financial statements have been prepared under the historical cost convention except for the following items which are measured as –

a. Certain Financial Assets / Liabilities – at Fair value.

The financial statements are presented in Indian Rupees (INR) and all values are rounded to the nearest Rupee.

2.2 Critical accounting judgements and key sources of estimation uncertainty

The preparation of the Company's financial statements requires management to make judgements, estimates and assumptions that affect the application of accounting policies, reported amounts of assets, liabilities, income and expenses, and accompanying disclosures, and the disclosure of contingent liabilities. Application of accounting policies that require critical accounting estimates involving complex and subjective judgements and the use of assumptions in these financial statements. The estimates and associated assumptions are based on historical experience and other factors that are considered to be relevant. Actual results may differ from these estimates.

The estimates and underlying assumptions are reviewed on an on-going basis. Revisions to accounting estimates are recognised in the period in which the estimates is revised if the revision affects only that period or in the period of the revision and future periods if the revision affects both current and future periods.

2.3 Taxation

Accounting for Taxes on Income

Income tax expense comprises current tax (i.e. amount of tax for the period determined in accordance with the income tax law), deferred tax charge or Current tax expense is recognised on an annual basis under the taxes payable method, based on the estimated tax liability computed after taking credit for allowances and exemption in accordance with the Income Tax Act, 1961. In case of matters under appeal due to disallowance or otherwise, full provision is made when the said liabilities are accepted by the Company.

Deferred Taxation

Deferred tax is recognised on temporary differences between the carrying amounts of assets and liabilities in the financial statements and the corresponding tax bases used in the computation of taxable profit. Deferred tax liabilities are generally recognised for all taxable temporary differences. Deferred tax assets are generally recognised for all deductible temporary differences to the extent that it is probable that taxable profits will be available against which those deductible temporary differences can be utilised.

Deferred tax liabilities are recognised for taxable temporary differences associated with investments in subsidiaries and associates, and interests in joint ventures, except where the company is able to control the reversal of temporary difference and it is probable that the temporary difference will not reverse in the foreseeable future. Deferred tax assets arising from deductible temporary differences associated with such investments and interests are only recognised to the extent that it is probable that there will be sufficient taxable profits against which to utilise the benefits of the temporary differences and they are expected to reverse in the foreseeable future.

Current and deferred tax are recognised in profit or loss, except when they relate to items that are recognised in other comprehensive income or directly in equity, in which case, the current and deferred tax are also recognised in other comprehensive income or directly in equity respectively.



PIDILITE GRUPO PUMA MANUFACTURING LIMITED

2.4 Property, plant and equipment

2.4.1 Property, plant and equipment acquired separately

Freehold land is stated at cost and not depreciated.

Buildings, plant and machinery, vehicles, furniture and office equipments are stated at cost less accumulated depreciation and accumulated impairment losses, if any. Cost of an item of property, plant and equipment comprises its purchase price, including import duties and non-refundable purchase taxes, after deducting trade discounts and rebates, any directly attributable cost of bringing the item to its working condition for its intended use and estimated costs of dismantling and removing the item and restoring the site on which it is located.

Properties in the course of construction for production, supply or administrative purposes are carried at cost, less any recognised impairment loss. Cost of such self-constructed item includes professional fees. Such properties are classified to the appropriate categories of property, plant and equipment when completed and ready for intended use. Depreciation of these assets, on the same basis as other property assets, commences when the assets are ready for their intended use.

An item of property, plant and equipment is derecognised upon disposal or when no future economic benefits are expected to arise from the continued use of the asset. Any gain or loss arising on the disposal or retirement of an item of property, plant and equipment is recognised in profit or loss in the year of occurrence.

2.4.2 Depreciation

Depreciation is provided so as to write off the cost of assets (other than freehold land and Capital work in progress) less their residual values over their useful lives, using the straight-line method. The estimated useful lives, residual values and depreciation method are reviewed at the end of each reporting period, with the effect of any changes in estimate accounted for on a prospective basis

Depreciation on Property, Plant and Equipment is provided, based on the estimated economic lives or using the rates specified in Schedule II to the Companies Act, 2013.

Type of Assets	Useful Life
Building	30-60 years
Plant & Machinery	6 to 20 years
Furniture & Fixtures	10 years
Office Equipment	5 years

2.4.3 Intangible Assets

Intangible assets with finite useful lives that are acquired separately are carried at cost less accumulated amortisation and accumulated impairment losses. Amortisation is recognised on a straight-line basis over their estimated useful lives. The estimated useful life and amortisation method are reviewed at the end of each reporting period, with the effect of any changes in estimate being accounted for on a prospective basis.

2.4.4 Depreciation/ Amortisation-Useful lives of intangible assets

Depreciation is provided so as to write off the cost of assets (other than freehold land and Capital work in progress) less their residual values over their useful lives, using the straight-line method. The estimated useful lives, residual values and depreciation method are reviewed at the end of each reporting period, with the effect of any changes in estimate accounted for on a prospective basis.

Type of Asset	Useful Life
Technical Know How	10 years
Computer Software	6 years



2.5 Provisions and contingencies

The Company creates a provision when there is a present obligation as a result of a past event and it is probable that an outflow of resources would be required to settle the obligation, and in respect of which a reliable estimate can be made of the amount of the obligation. Provisions are not discounted to their present value and are determined based on best estimates required to settle the obligation at the balance sheet date.

Provisions involving substantial degree of estimation in measurement are recognized when there is a present obligation as a result of past events and it is probable that there will be an outflow of resources. Contingent Liabilities are not recognized but are disclosed in the notes.

Contingent assets are neither recognised nor disclosed in the financial statements.

2.6 Earnings per share

The Company reports basic and diluted earnings per share in accordance with Indian Accounting Standard 33 – Earnings per Share. Basic earnings per share is computed by dividing the net profit attributable to the equity shareholder by weighted average number of equity shares outstanding during the reporting year.

2.7 Foreign currencies

In preparing the financial statements of the company, transactions in currencies other than the company's functional currency (foreign currencies) are recognised at the rates of exchange prevailing at the dates of the transactions. At the end of each reporting period, monetary items (including financial assets and liabilities) denominated in foreign currencies are retranslated at the rates prevailing at that date. Gains or losses arising from these translations are recognised in the statement of Profit and Loss.

2.8 Inventories

Inventories are valued at lower of cost and net realisable value. Cost of inventories is determined on weighted average basis. Cost for this purpose includes cost of direct materials, direct labour, excise duty and appropriate share of overheads.

Net realisable value represents the estimated selling price in the ordinary course of business less all estimated costs of completion and estimated costs necessary to make the sale.

2.9 Financial instruments

Financial assets and financial liabilities are recognised when the company becomes a party to the contractual provisions of the instruments. Financial assets and financial liabilities are initially measured at fair value. Transaction costs that are directly attributable to the acquisition or issue of financial assets and financial liabilities (other than financial assets and financial liabilities at fair value through profit or loss) are added to or deducted from the value of the financial assets or financial liabilities, as appropriate, on initial recognition. Transaction costs directly attributable to the acquisition of financial assets or financial liabilities at fair value through profit or loss are recognised immediately in profit or loss.

2.10 Financial Assets

All recognised financial assets are subsequently measured in their entirety at either amortised cost or fair value, depending on the classification of the financial assets.

Debt instruments that meet conditions based on purpose of holding assets and contractual terms of instrument are subsequently measured at amortised cost using effective interest method. All other financial assets are measured at fair value.

Income is recognised on an effective interest basis for debt instruments other than those financial assets classified as at FVTPL. Interest income is recognised in profit or loss and is included in the "Other income" line item.

2.11 Financial Liabilities

All financial liabilities are measured at amortised cost using effective interest method at the end of subsequent reporting periods. Interest expense is included in the Finance costs line item.

2.12 Cash and cash equivalents (for purposes of Cash Flow Statement)

Cash and cash equivalents for the purpose of cash flow statement comprise cash at bank, cash in hand and short- term investments net of bank overdrafts with an original maturity of three months or less.

2.13 Employee benefits

Employee benefits include Provident Fund, Employee State Insurance Scheme, Gratuity Fund, Compensated Absences, Employee Medical Insurance and Anniversary Awards.



2.13.1 Defined contribution plans

The Company's contribution to Provident Fund and Employee State Insurance Scheme are considered as defined contribution plans and are charged as an expense based on the amount of contribution required to be made and when services are rendered by the employees.

2.13.2 Defined benefit plans

For defined benefit plans in the form of Gratuity Fund, the cost of providing benefits is determined using the Projected Unit Credit method, with actuarial valuations being carried out at each balance sheet date. Re-measurement, comprising actuarial gains and losses and the return on plan assets (excluding net interest) is reflected immediately in the Balance Sheet with a charge or credit recognised in Other comprehensive income in the period in which they occur. Re-measurement recognised in other comprehensive income is reflected immediately in retained earnings and is not reclassified to profit or loss. Past service cost is recognised immediately for both vested and the non-vested portion. The retirement benefit obligation recognised in the Balance Sheet represents the present value of the defined benefit obligation, as reduced by the fair value of scheme assets. Any asset resulting from this calculation is limited taking into account the present value of available refunds and reductions in future contributions to the schemes.

2.13.3 Short term and other long term employee benefits

A liability is recognised for benefits accruing to employees in respect of wages and salaries, annual leave and sick leave in the period the related service is rendered at the undiscounted amount of the benefits expected to be paid in exchange for that service.

Liabilities recognised in respect of short-term employee benefits are measured at the undiscounted amount of the benefits expected to be paid in exchange for the related service.

Liabilities recognised in respect of other long-term employee benefits are measured at the present value of the estimated future cash outflows expected to be made by the Company in respect of services provided by employees up to the reporting date.

2.14 Lease

The Company evaluates if an arrangement qualifies to be a lease as per the requirements of Ind AS 116. Identification of a lease requires significant judgment. The Company uses significant judgement in assessing the lease term (including anticipated renewals) and the applicable discount rate. The Company determines the lease term as the non-cancellable period of a lease, together with both periods covered by an option to extend the lease if the Company is reasonably certain to exercise that option; and periods covered by an option to terminate the lease if the Company is reasonably certain not to exercise that option. In assessing whether the Company is reasonably certain to exercise an option to extend a lease, or not to exercise an option to terminate a lease, it considers all relevant facts and circumstances that create an economic incentive for the Company to exercise the option to extend the lease, or not to exercise the option to terminate the lease. The Company revises the lease term if there is a change in the non-cancellable period of a lease.

The discount rate is generally based on the incremental borrowing rate specific to the lease being evaluated or for a portfolio of leases with similar characteristics.

2.15 Recent accounting pronouncements

The amendments to standards that are issued, but not yet effective, up to the date of issuance of the financial statements are disclosed below. The Company intends to adopt these standards, if applicable, when they become effective.

Recent pronouncements Ministry of Corporate Affairs ("MCA") notifies new standards or amendments to the existing standards under Companies (Indian Accounting Standards) Rules as issued from time to time. For the year ended March 31, 2024, MCA has not notified any new standards or amendments to the existing standards applicable to the Company.



PIDILITE GRUPO PUMA MANUFACTURING LIMITED

Notes forming part of the financial statements

3

Property, Plant and Equipment

(₹ in Lakhs)

	As at 31st March 2024	As at 31st March 2023
Carrying Amounts		
Building	1,170.43	-
Plant and Machinery	3,124.66	-
Furniture and Fixture	23.55	-
Office Equipment	52.22	-
	4,370.87	-

Gross Carrying amount	Building	Plant and Machinery	Furniture and Fixture	Office Equipment	Total
Balance at March 31, 2022	-	-	-	-	-
Acquisitions	-	-	-	-	-
Balance at March 31, 2023	-	-	-	-	-
Acquisitions	1,204.15	3,296.21	25.71	62.05	4,588.14
Balance at March 31, 2024	1,204.15	3,296.21	25.71	62.05	4,588.14

Accumulated depreciation	Building	Plant and Machinery	Furniture and Fixture	Office Equipment	Total
Balance at March 31, 2022	-	-	-	-	-
Depreciation expense	-	-	-	-	-
Balance at March 31, 2023	-	-	-	-	-
Depreciation expense	33.72	171.55	2.16	9.83	217.27
Balance at March 31, 2024	33.72	171.55	2.16	9.83	217.27

Net Carrying Amount	Building	Plant and Machinery	Furniture and Fixture	Office Equipment	Total
Balance at March 31, 2022	-	-	-	-	-
Additions	-	-	-	-	-
Depreciation expense	-	-	-	-	-
Balance at March 31, 2023	-	-	-	-	-
Additions	1,204.15	3,296.21	25.71	62.05	4,588.14
Depreciation expense	33.72	171.55	2.16	9.83	217.27
Balance at March 31, 2024	1,170.43	3,124.66	23.55	52.22	4,370.87



PIDILITE GRUPO PUMA MANUFACTURING LIMITED

Notes forming part of the financial statements

4 Right of use asset

(₹ in Lakhs)

	As at 31st March 2024	As at 31st March 2023
Carrying Amount		
Leasehold Land	150.81	203.49
TOTAL	150.81	203.49

Gross Carrying Amount	Leasehold Land
Balance at March 31, 2022	263.37
Acquisitions	-
Balance at March 31, 2023	263.37
Acquisitions	-
Balance at March 31, 2024	263.37

Accumulated Depreciation	Leasehold Land
Balance at March 31, 2022	(7.21)
Depreciation expense	(52.67)
Balance at March 31, 2023	(59.89)
Depreciation expense	(52.67)
Balance at March 31, 2024	(112.56)

Net Carrying amount	Leasehold Land
Balance at March 31, 2022	256.16
Addition during the year	-
Depreciation expense	(52.67)
Balance at March 31, 2023	203.49
Addition during the year	-
Depreciation expense	(52.67)
Balance at March 31, 2024	150.81



Notes forming part of the financial statements

		(₹ in Lakhs)	
		As at 31st March 2024	As at 31st March 2023
5 Capital Work in Progress			
Capital Work in Progress		2.90	3,349.63
	TOTAL	2.90	3,349.63

As at 31st March 2024				
Particulars	Amount in CWIP for a period of			Total
	Less than 1 year	1-2 years	> 2 years	
Projects in progress	2.90	-	-	2.90
Projects temporarily suspended	-	-	-	-

As at 31st March 2023				
Particulars	Amount in CWIP for a period of			Total
	Less than 1 year	1-2 years	> 2 years	
Projects in progress	3,305.58	13.28	30.77	3,349.63
Projects temporarily suspended	-	-	-	-

Note: The Capital Work in Progress pertains to a manufacturing plant. There is no Capital Work in Progress, whose completion is overdue or has exceeded its cost compared to its original plan. Further, there is no project which has been suspended temporarily either in current year or previous year.

		(₹ in Lakhs)	
		As at 31st March 2024	As at 31st March 2023
6 Other Intangible Asset			
Carrying amounts of Computer Software		27.13	33.33
	TOTAL	27.13	33.33

Cost (Gross Block)	Computer Software
Balance at March 31, 2022	19.20
Acquisitions	18.00
Balance at March 31, 2023	37.20
Acquisitions	-
Balance at March 31, 2024	37.20

Accumulated Amortisation	Computer Software
Balance at March 31, 2022	(0.27)
Amortisation expense	(3.60)
Balance at March 31, 2023	(3.87)
Amortisation expense	(6.20)
Balance at March 31, 2024	(10.07)

Carrying amount (Net Block)	Computer Software
Balance at March 31, 2022	18.93
Acquisitions	18.00
Disposal / Adjustment	-
Amortisation expense	(3.60)
Balance at March 31, 2023	33.33
Acquisitions	-
Amortisation expense	(6.20)
Balance at March 31, 2024	27.13



PIDILITE GRUPO PUMA MANUFACTURING LIMITED

7 Other Financial Assets- Non Current	(₹ in Lakhs)	
	As at 31st March 2024	As at 31st March 2023
Unsecured, Considered Good Security Deposit	4.92	4.92
TOTAL	4.92	4.92
8 Deferred Tax Assets (Net)	(₹ in Lakhs)	
	As at 31st March 2024 (₹)	As at 31st March 2023 (₹)
Deferred Tax Assets (net)	495.95	-
TOTAL	495.95	-
9 Other Non Current Assets	(₹ in Lakhs)	
	As at 31st March 2024 (₹)	As at 31st March 2023 (₹)
Advance to Capital Vendors	13.84	50.04
TOTAL	13.84	50.04
10 Inventories (At lower of cost and net realizable value)	(₹ in Lakhs)	
	As at 31st March 2024 (₹)	As at 31st March 2023 (₹)
Raw Material & Packing Material*	682.38	92.00
Stock in Trade**	85.44	858.99
TOTAL	767.82	950.99

*The cost of inventories recognised as an expense includes Rs.153.87 Lakhs in respect of write-downs of inventory to net realisable value.

**Stock in trade consists of for product development and testing purposes. Closing balances of Stock-in-trade is after provision for slow moving / non moving materials of Rs.303.34 Lakhs.

11 Financial Assets - Investments - Current	(₹ in Lakhs)			
	As at 31st March 2024 Units	As at 31st March 2023 Units	As at 31st March 2024 (₹)	As at 31st March 2023 (₹)
Current Investments (at fair value)				
Tata Liquid Fund Direct Plan - Growth	2,948.00	12,003.97	112.33	426.31
Tata Overnight Fund - Direct Plan- Growth	217.07	217.07	2.74	2.57
TOTAL			115.07	428.88



PIDILITE GRUPO PUMA MANUFACTURING LIMITED

12 Trade Receivables

(₹ in Lakhs)

	As at 31st March 2024 (₹)	As at 31st March 2023 (₹)
Unsecured, considered good	175.70	73.30
Unsecured, Considered Doubtful	2.94	-
	178.64	73.30
Less: Allowance for Expected Credit Loss	(2.94)	-
TOTAL	175.70	73.30

Trade Receivable- Ageing Schedule

As at 31st March'2024

(₹ in Lakhs)

Particulars	Outstanding for following periods from due date of payment						Total
	Not due	Less than 6 months	6 months-1 year	1-2 years	2-3 years	More than 3 years	
(i) Undisputed Trade receivables – considered good	76.07	90.80	8.82	-	-	-	175.70
(ii) Undisputed Trade Receivables – considered doubtful	-	-	2.94	-	-	-	2.94
(iii) Disputed Trade Receivables considered doubtful	-	-	-	-	-	-	-
Total	76.07	90.80	11.76	-	-	-	178.64
Less: Allowance for Expected Credit Loss							(2.94)
Total							175.70

As at 31st March'2023

(₹ in Lakhs)

Particulars	Outstanding for following periods from due date of payment						Total
	Not due	Less than 6 months	6 months-1 year	1-2 years	2-3 years	More than 3 years	
(i) Undisputed Trade receivables – considered good	12.59	44.31	16.41	-	-	-	73.30
(ii) Undisputed Trade Receivables – considered doubtful	-	-	-	-	-	-	-
(iii) Disputed Trade Receivables considered doubtful	-	-	-	-	-	-	-
Total	12.59	44.31	16.41	-	-	-	73.30



PIDILITE GRUPO PUMA MANUFACTURING LIMITED

13 Cash and Cash Equivalents	(₹ in Lakhs)	
	As at 31st March 2024 (₹)	As at 31st March 2023 (₹)
Cash and Cash Equivalents	-	-
Cash on Hand		
Balance with banks In Current Account	2.70	71.38
TOTAL	2.70	71.38
14 Other Financial Assets-Current	(₹ in Lakhs)	
	As at 31st March 2024 (₹)	As at 31st March 2023 (₹)
Unsecured considered good	0.36	-
Security Deposit		
TOTAL	0.36	-
15 Other Current Assets	(₹ in Lakhs)	
	As at 31st March 2024 (₹)	As at 31st March 2023 (₹)
Unsecured considered good	891.76	422.07
Balance with Government Authorities	33.63	150.02
Advance to Suppliers/others	9.51	-
Prepaid Expenses		
TOTAL	934.90	572.09
16 Share Capital	(₹ in Lakhs)	
	As at 31st March 2024	As at 31st March 2023
Authorised Capital :	350.00	200.00
35,00,000 Equity Shares of Rs.10 each (20,00,000 Equity Shares of Rs.10 each)		
TOTAL	350.00	200.00
Issued Capital :		
27,57,300 Equity Shares of Rs.10 each, fully paid-up (18,382,200) Equity Shares of Rs.10 each, fully paid-up)	275.73	183.82
TOTAL	275.73	183.82
Subscribed and Paid up Capital :		
27,57,300 Equity Shares of Rs.10 each, fully paid-up (18,382,200) Equity Shares of Rs.10 each,	275.73	183.82
TOTAL	275.73	183.82



PIDILITE GRUPO PUMA MANUFACTURING LIMITED

Reconciliation of the number of shares and amount outstanding at the beginning and at the end of the reporting period

	31st March, 2024		31st March, 2023	
	Number of Shares	₹ in Lakhs	Number of Shares	₹ in Lakhs
Opening Balance	1,838,200	183.82	910,000	91.00
Additions during the period	919,100	91.91	928,200	92.82
Closing Balance	2,757,300	275.73	1,838,200	183.82

Terms/ Rights attached to equity shares

The Company has only one class of equity shares having a par value of Rs.10 per share. Each holder of equity shares is entitled to one vote per share.

In the event of liquidation, the equity shareholders are eligible to receive the remaining assets of the Company after distribution of all preferential amounts, in the proportion of their shareholding.

Details of shareholders holding more than 5% shares in the Company:

	As at 31st March 2024		As at 31st March 2023	
	No. of Shares held	% of Holding	No. of Shares held	% of Holding
Pidilite Industries Limited	1,378,650	50.00%	919,100	50.00%
Corporacion Empresarial Grupo Puma SL	1,378,650	50.00%	919,100	50.00%

Details of changes during the year in shareholding of the company.

Promoter Name	No. of Shares	% of Holding	% change during the year
Pidilite Industries Limited	1,378,650	50.00%	0.00%
Corporacion Empresarial Grupo Puma SL	1,378,650	50.00%	0.00%

17 Other Equity	(₹ in Lakhs)	
	As at 31st March 2024	As at 31st March 2023

Retained Earnings		
Opening Balance	(832.42)	(300.69)
Add:(Loss) for the year	(1,709.66)	(531.72)
Closing Balance	(2,542.07)	(832.42)

Securities Premium		
Opening Balance	4,765.42	2,250.00
Add: Premium on Shares issued during the year	2,398.85	2,515.42
Closing Balance	7,164.27	4,765.42
Total	4,622.20	3,933.01

18 Lease Liability - Non Current	(₹ in Lakhs)	
	As at 31st March 2024	As at 31st March 2023

Lease Liability - Non Current	113.90	162.06
	113.90	162.06

19 Non Current Provisions	(₹ in Lakhs)	
	As at 31st March 2024	As at 31st March 2023

Provision for Employee Benefits		
Gratuity	3.21	2.33
Compensated absences	13.78	0.37
TOTAL	16.99	2.70

20 Borrowings-Current	(₹ in Lakhs)	
	As at 31st March 2024	As at 31st March 2023

Unsecured-At Amortised cost		
Working Capital Demand Loan	862.57	-
TOTAL	862.57	-

Unsecured Working Capital Demand loan Carries Interest rate of relevant benchmark rate plus applicable spread per annum as at 31st March 2024.



PIDILITE GRUPO PUMA MANUFACTURING LIMITED

21 Trade Payables

	(₹ in Lakhs)	
	As at 31st March 2024	As at 31st March 2023
Total Outstanding dues to Micro Enterprises & Small Enterprises	15.55	1.78
Total Outstanding dues to creditors other than Micro Enterprises & Small Enterprises	852.60	1,220.11
TOTAL	868.15	1,221.89

Particulars	As at 31.03.2024				
	Outstanding for following periods from due date of				
	Not Due	Less than 1 year	1-2 years	2-3 years	Total
(i) MSME*	15.55		-	-	15.55
(ii) Others	35.37	208.19	285.52	323.53	852.60
(iii) Disputed Dues - MSME	-		-	-	-
(iv) Disputed Dues -Others	-	-	-	-	-
Total	50.92	208.19	285.52	323.53	868.15

(₹ in Lakhs)

Particulars	As at 31.03.2023				
	Outstanding for following periods from due date of				
	Not Due	Less than 1 year	1-2 years	2-3 years	Total
(i) MSME*	1.78	-	-	-	1.78
(ii) Others	236.1	984.02	-	-	1,220.11
(iii) Disputed Dues - MSME	-	-	-	-	-
(iv) Disputed Dues -Others	-	984.02	-	-	1,221.89
Total					

*The above information regarding dues to Micro and Small Enterprises has been determined to the extent such parties have been identified on the basis of information collected with the Company. No dues are outstanding for more than 45 days.



PIDILITE GRUPO PUMA MANUFACTURING LIMITED

22 Lease Liability - Current

	(₹ in Lakhs)	
	As at 31st March 2024	As at 31st March 2023
Lease Liability - Current	48.16	48.91
	<u>48.16</u>	<u>48.91</u>

23 Other Current Financial Liabilities

	(₹ in Lakhs)	
	As at 31st March 2024	As at 31st March 2023
Employee Related liabilities	8.79	3.87
Payables on Purchase of assets	83.57	139.76
Liabilities for Expenses	100.96	19.08
Trade/ Security Deposit received	32.00	-
TOTAL	<u>225.32</u>	<u>162.71</u>

24 Other Current Liabilities

	(₹ in Lakhs)	
	As at 31st March 2024	As at 31st March 2023
Statutory Remittances	25.38	11.88
Advance from customers	-	7.25
TOTAL	<u>25.38</u>	<u>19.13</u>

25 Current Provisions

	(₹ in Lakhs)	
	As at 31st March 2024	As at 31st March 2023
Provision for Employee Benefits	0.01	0.00
Gratuity	4.55	0.03
Compensated absences	-	-
TOTAL	<u>4.56</u>	<u>0.03</u>

26 Current Tax Liabilities

	(₹ in Lakhs)	
	As at 31st March 2024	As at 31st March 2023
Provision for Tax (net of Advance tax)	-	3.78
TOTAL	<u>-</u>	<u>3.78</u>



PIDILITE GRUPO PUMA MANUFACTURING LIMITED

Notes forming part of the financial statements

	For the year ended 2023-24 (₹ in Lakhs)	For the year ended 2022-23 (₹ in Lakhs)
	Note 27	
Revenue From Operations		
Sale of Products		
Finished Goods	191.09	-
	<u>191.09</u>	<u>-</u>

Note 28		
Other Income		
Interest on Fixed Deposit	1.03	7.84
Net Gain on Sale of Current Investments	18.03	22.45
Net gain/(loss) arising on financial assets / Liabilities designated as at FVTPL	-	11.43
Net gain on foreign currency transactions and translation	-	12.99
Insurance claim received	5.32	-
Miscellaneous Income	1.03	0.05
	<u>25.41</u>	<u>54.75</u>

Note 29		
Cost of Material Consumed		
Inventory at the beginning of the year	92.00	-
Add : Purchases	839.29	92.00
	<u>931.28</u>	<u>92.00</u>
Less : Inventory at the end of the year	682.36	92.00
	<u>248.92</u>	<u>-</u>

Note: Raw material consumption includes Rs.154.87 Lakhs for revaluation of imported raw material inventories valued at lower of cost and net realisable value.

Note 30		
Purchase of stock in trade	-	-

Note 31		
Changes in inventories of Finished Goods, Work-in-Progress and Stock-in-Transit	-	-

Inventories at end of the year		
Stock in Trade	85.44	81.33
Finished Goods	-	-
	(A) <u>85.44</u>	<u>81.33</u>

Inventories at beginning of the year		
Stock in Trade	81.33	-
Finished Goods	-	-
	(B) <u>81.33</u>	<u>-</u>
	(B)-(A) <u>(4.12)</u>	<u>(81.33)</u>

Net impact of changes in inventory of finished goods work in progress and Stock in transit has been provided in note no 40.

Note: Changes in inventories of Stock-in-trade includes provision for slow moving /non moving materials of Rs.303.34 Lakhs.

Note 32		
Employee Benefits Expense		
Salaries and Wages	703.86	286.43
Contribution to Provident and Other Funds	17.97	5.64
Gratuity	7.34	2.33
Staff Welfare Expenses	15.94	61.35
	<u>745.11</u>	<u>355.75</u>

	For the year ended 2023-24 (₹ in Lakhs)	For the year ended 2022-23 (₹ in Lakhs)
	Note 33	
Finance Cost		
Interest on Lease Liability	14.16	17.69
Interest on Bank OD	55.43	-
Interest on Import	1.05	-
	<u>70.65</u>	<u>17.69</u>

Note 34		
Depreciation and Amortisation Expenses		
Depreciation on Right of Use Assets	52.67	52.67
Depreciation on Tangibles	217.27	-
Depreciation on Intangibles	6.20	3.60
	<u>276.14</u>	<u>56.27</u>



PIDILITE GRUPO PUMA MANUFACTURING LIMITED

	For the year ended 2023-24 (₹ in Lakhs)	For the year ended 2022-23 (₹ in Lakhs)
Note 35		
Other expenses		
Rates and Taxes	0.81	-
Advertisement and Publicity	53.99	-
Product Marketing and Business Development Expenses (Refer Note-40)	534.11	100.73
Clearing, Forwarding and Octroi Duty	34.47	2.86
Travelling and Conveyance Expenses	82.87	9.78
Processing and Packing charges	86.72	2.87
Contract Expenses	24.33	-
Printing and Stationery	3.26	0.02
Legal, Professional and Consultancy fees	15.55	10.42
Provision for Doubtful Debts	2.94	-
Warehousing Charges	135.38	21.83
Insurance Charges	10.06	2.19
<u>Payment to Auditor</u>		
For Auditor's Remuneration	2.00	1.00
For Other services	0.40	0.35
Net (gain)/loss on foreign currency transactions and translation	48.72	-
Net (gain)/loss arising on financial assets / Liabilities designated as at FVTPL	9.84	-
Royalty Expenses	5.73	
Miscellaneous expenses	33.44	2.09
	1,084.64	154.14

Note 36

Earnings per share

Computation for both basic and diluted earnings per share of ₹10/- each (previous year ₹10/- each)

a. Profit as per statement of profit & loss available for equity shareholders	₹ (1,716.10)	₹ (531.72)
b. Number of equity shares for basic and diluted earnings per share computation	2,757,300	1,838,200
c. Basic and diluted earnings per share (₹)	(80.11)	(28.93)



PIDILITE GRUPO PUMA MANUFACTURING LIMITED

(₹ in Lakhs)

Note 37 Contingent Liabilities and Commitments

A) Contingent liabilities not provided for:

1. Guarantees given by Banks in favor of Customs Authorities
2. Claims against the Company not acknowledge as Debts comprise:

B) Commitments:

1. Estimated amount of contracts, net of advances, remaining to be executed for the acquisition of property, plant and equipment and not provided for
2. Other Commitments - Non Cancellable Operating Leases

As at
31st March 24 31st March 23

NIL	NIL
NIL	NIL
38.82	301.27
NIL	NIL

Note 38: Related party disclosure as required by IND AS 24 ' Related party Disclosure' are given below

i. Name of related parties and relationship

- a) Pidilite Industries Ltd - Holding Company.
- b) Corporacion Empresarial Grupo Puma S.L.- JV
- c) Nina Percept Private Limited - Subsidiary of Pidilite Industries Limited
- d) Tenax Pidilite India Pvt. Limited- Subsidiary of Pidilite Industries Limited
- e) Bedetec de Desarrollos Technologicos SL- Significant influence of Director
- f) Pidilite Litokol Private Limited -Subsidiary of Pidilite Industries Limited
- g) Pidilite MEA Chemicals LLC -Subsidiary of Pidilite Industries Limited

ii. Key Management Personnel -

- Mr. Sanjay Bahadur
- Mr. Prabhakar Jain
- Mr. Sudhanshu Vats
- Mr. Francisco Jimenez San Martin
- Mr. Jose Luis Lopez



iii) Transactions with Related Parties for the year ended March 31, 2024 are as follows:

Sr no	Particular	For the year ended Mar 31, 2024 (Rs. in Lakhs)					For the year ended Mar 31, 2023 (Rs. in Lakhs)				
		Holding Company	Fellow Subsidiaries	Significant Influence of KMP/Close member of Key Management Personnel	Joint Venture	Total	Holding Company	Fellow Subsidiaries	Significant Influence of KMP/Close member of Key Management Personnel	Joint Venture	Total
	Transactions :										
a)	Issue and Allotment of shares										
	Pidilite Industries Limited	45.96	-	-	-	45.96	46.41	-	-	-	46.41
	Corporacion Empresarial Grupo Puma S.L.	-	-	-	45.96	45.96	-	-	46.41	-	46.41
	Total	45.96	-	-	45.96	91.91	46.41	-	46.41	-	92.82
b)	Securities Premium on Issue of Shares										
	Pidilite Industries Limited	1,199.43	-	-	-	1,199.43	1,257.71	-	-	-	1,257.71
	Corporacion Empresarial Grupo Puma S.L.	-	-	-	1,199.43	1,199.43	-	-	1,257.71	-	1,257.71
	Total	1,199.43	-	-	1,199.43	2,398.85	1,257.71	-	1,257.71	-	2,515.42
c)	Sales										
	Pidilite Industries Limited	16.05	-	-	-	16.05	-	-	-	-	-
	Nina Percept Private Limited	-	32.72	-	-	32.72	-	0.21	-	-	0.21
	Pidilite Litokol Private Limited	-	2.50	-	-	2.50	-	-	-	-	-
	Tenax Pidilite India Pvt. Limited	-	-	-	-	-	-	5.57	-	-	5.57
	Total	16.05	35.22	-	-	51.27	-	5.78	-	-	5.78
d)	Purchases and Other Related Services										
	Corporacion Empresarial Grupo Puma S.L.	-	-	-	647.28	647.28	-	-	-	541.75	541.75
	Nina Percept Private Limited	-	15.59	-	-	15.59	-	-	-	-	-
	Bedetec de Desarrollos Tecnologicos SL	-	-	15.34	-	15.34	-	-	342.04	-	342.04
	Pidilite MEA Chemicals LLC	-	26.24	-	-	26.24	-	-	-	-	-
	Total	-	41.84	15.34	647.28	704.46	-	-	342.04	541.75	883.79
e)	Reimbursement of Expenses made										
	Pidilite Industries Limited	215.81	-	-	-	215.81	-	-	-	225.32	225.32
	Corporacion Empresarial Grupo Puma S.L.	-	-	-	181.15	181.15	-	-	-	-	-
	Total	215.81	-	-	181.15	396.96	-	-	-	225.32	225.32
f)	Lease Rent										
	Pidilite Industries Limited	63.08	-	-	-	63.08	63.08	-	-	-	63.08
	Total	63.08	-	-	-	63.08	63.08	-	-	-	63.08
g)	Interest on Lease Liability										
	Pidilite Industries Limited	14.16	-	-	-	14.16	17.69	-	-	-	17.69
	Outstanding Balances :										
a)	- Trade Receivables										
	Pidilite Industries Limited	0.38	-	-	-	0.38	-	-	-	-	-
	Nina Percept Pvt Ltd	-	8.67	-	-	8.67	-	0.77	-	-	0.77
	Tenax Pidilite India Pvt. Limited	-	-	-	-	-	-	7.39	-	-	7.39
	Total	0.38	8.67	-	-	9.05	-	8.16	-	-	8.16
b)	- Trade Payables										
	Pidilite Industries Limited	31.30	-	-	-	31.30	409.59	-	-	-	409.59
	Bedetec de Desarrollos Tecnologicos SL	-	-	127.59	-	127.59	-	-	21.26	-	21.26
	Corporacion Empresarial Grupo Puma S.L.	-	-	-	187.07	187.07	-	-	-	362.11	362.11
	Nina Percept Pvt Ltd	-	0.25	-	-	0.25	-	-	-	-	-
	Total	31.30	-	127.59	187.07	346.21	409.59	-	21.26	362.11	792.96
c)	- Closing Lease Liability										
	Pidilite Industries Limited	162.06	-	-	-	162.06	210.97	-	-	-	210.97



Note 39 Employee Benefits

General description of defined benefit plans :

Gratuity

The Company operates a gratuity plan covering qualifying employees. The benefit payable is the greater of the amount calculated as per the Payment of Gratuity Act or the Company scheme applicable to the employee. The benefit vests upon completion of five years of continuous service and once vested it is payable to employees on retirement or on termination of employment. In case of death while in service, the gratuity is payable irrespective of vesting.

Actuarial gains and losses in respect of defined benefit plans are recognised in the Financial statements through other comprehensive income.

Interest risk

A decrease in the bond interest rate will increase the plan liability.

Longevity risk

The present value of defined benefit plan liability is calculated by reference to the best estimate of the mortality of plan participants both during and after their employment. An increase in the life expectancy of the plan participants will increase the plan's liability.

Salary risk

The present value of the defined benefit plan liability is calculated by reference to the future salaries of plan participants. As such, an increase in the salary of the plan participants will increase the plan's liability.

Defined benefit plans – as per actuarial valuation

(₹ in Lakhs)

	Particulars	31st March 2024	31st March 2023
	Change in the present value of defined benefit obligation		
1	Present value of defined benefit obligation at the beginning of the year	2.33	-
			-
2	Current service cost	7.16	2.33
3	Interest cost/income	0.17	-
4	Remeasurements (gains)/ losses included in OCI	(6.44)	-
	Actuarial (gains)/ losses arising from changes in demographic assumption	(7.68)	-
	Actuarial (gains)/ losses arising from changes in financial assumption	(0.75)	-
	Actuarial (gains)/ losses arising from changes in experience adjustment	1.98	-
5	Past Service cost	-	-
6	Benefits paid	-	-
7	Present value of defined benefit obligation at the end of the year	3.22	2.33

Net Asset/(Liability) recognised in the Balance Sheet as at			
1	Present value of defined benefit obligation as at 31st March	3.22	-
2	Fair value of plan assets as at 31st March	-	-
3	Surplus/(Deficit)	3.22	-
4	Current portion of the above	0.01	2.33
5	Non current portion of the above	3.21	(2.33)

Actuarial assumptions			
1	Discount rate	7.17%	7.50%
2	Attrition rate	23.00%	2.70%
3	Salary Escalation	8.50% for 1 year and 6.50% thereafter	10.00%

Expense recognised in the Statement of Profit and Loss for the year ended			
1	Current service cost	7.16	2.33
2	Interest cost on benefit obligation (Net)	0.17	-
3	Total expenses included in employee benefits expense	7.34	2.33

Recognised in other comprehensive income for the year			
1	Actuarial (gains)/ losses arising from changes in demographic assumption	(7.68)	-
2	Actuarial (gains)/ losses arising from changes in financial assumption	(0.75)	-
3	Actuarial (gains)/ losses arising from changes in experience adjustment	1.98	-
4	Return on plan asset	-	-
5	Recognised in other comprehensive income	(6.44)	-

The estimate of future salary increases, considered in actuarial valuation, takes account of inflation, seniority, promotion and other relevant factors, such as supply and demand in the employment market.

The Company's contribution to Provident Fund and Employees State Insurance Scheme aggregating Rs.7.34 lakhs has been recognised in the Statement of Profit and Loss under the head Employee Benefits Expense.

Actuarial gains and losses in respect of defined benefit plans are recognised in the Financial statements through other comprehensive income.



PIDILITE GRUPO PUMA MANUFACTURING LIMITED

Note 40 Product Marketing and Business Development Expenses

	(₹ in lakhs)	
	As at 31st March 2024	As at 31st March 2023
Revenue Recoveries from Product Marketing and Business Development	228.85	93.56
Less: Material Cost & Others**	762.96	194.29
Net Expenses	534.11	100.73

**Includes provision for slow moving / non moving materials of Rs.303.34 Lakhs.

Note 41 Disclosures required under Section 22 of Micro, Small and Medium Enterprise Development Act, 2006

	(₹ in lakhs)	
	As at 31st March 2024	As at 31st March 2023
(i) Principal amount remaining unpaid to any SME supplier as at the end of the accounting year	15.55	1.78
(ii) Interest due thereon remaining unpaid to any supplier as at the end of the accounting year	-	-
(iii) The amount of interest paid along with the amounts of the payment made to the supplier beyond the appointed day	-	-
(iv) The amount of interest due and payable for the year	-	-
(v) The amount of interest accrued and remaining unpaid at the end of the accounting year	-	-
(vi) The amount of further interest due and payable even in the succeeding year, until such date when the interest dues as above are actually paid	-	-
TOTAL	15.55	1.78

The above information regarding dues to Micro and Small Enterprises has been determined to the extent such parties have been identified on the basis of information collected with the Company. This has been relied upon by the auditors.



Note 42 Financial Instruments

a) Capital Management

The Company manages its capital to ensure that it is able to continue as going concerns while maximising the return to stakeholders through the optimum utilisation of the equity balance. The capital structure of the Company consists of only equity of the Company. The Company is not subject to any externally imposed capital requirements. The Company did not have any debt as on 31st March 2024 and as at 31st March 2023.

b) Categories of financial instruments

(₹ in lakhs)

	31st March 2024	31st March 2023
Financial assets		
Measured at Fair Value Through Profit or Loss (FVTPL)		
Investment in Mutual funds	115.07	428.88
Measured at amortised cost:-		
Trade Receivables	175.70	73.30
Cash and Cash Equivalents	2.70	71.38
Other Financial Assets	934.90	572.09
Cash and bank balances	2.70	71.38
Total Financial Assets	1,231.07	1,217.03
Financial liabilities		
Measured at amortised cost:-		
Borrowings	862.57	-
Trade Payables	868.15	1,221.89
Lease Liabilities	162.06	210.97
Other Financial Liabilities	225.32	162.71
Total Financial Liabilities	2,118.10	1,595.57

c) Financial risk management objectives

i) Liquidity risk management

Liquidity risk refers to the risk that the Company will encounter difficulty in meeting its financial obligation as they fall due. The Company has support from the parent company and hence does not foresee any liquidity risk.

ii) Credit risk management

Credit risk refers to risk that a counterparty will default on its contractual obligations resulting in financial loss to the Company. Credit risk arises primarily from financial assets such as other balances with banks. The Company deals with counterparties that have high credit rating. The exposure and credit ratings of its counterparties are continuously monitored.

iii) Market risk

Market risk is the risk that the fair value of future cash flows of a financial instrument will fluctuate because of changes in market prices. Market risk comprises three types of risk: interest rate risk, currency risk and other price risk, such as equity price risk and commodity risk. Financial instruments affected by market risk include financial assets and liabilities.

iv). Foreign currency sensitivity analysis

The Company undertakes transactions denominated in foreign currencies; consequently, exposures to exchange rate fluctuations arise. The carrying amounts of the Company's foreign currency denominated monetary assets and monetary liabilities that have not been hedged by a Derivative Instruments at the end of the reporting period are as follows.

Particulars	FC value in Foreign Currency		FC value in INR (in Lakhs)	
	31st March 2024	31st March 2023	31st March 2024	31st March 2023
Trade Payable				
EUR	364,049	485,055	327.17	433.88

The Company is mainly exposed to the EUR.

The following table details the Company's sensitivity to a 2% increase and decrease against the relevant foreign currencies. 2% is the sensitivity rate used when reporting foreign currency risk internally to key management personnel and represents management's assessment of the reasonably possible change in foreign exchange rates. The sensitivity analysis includes only outstanding foreign currency denominated monetary items and adjusts their translation at the period end for a 2% change in foreign currency rates.



PIDILITE GRUPO PUMA MANUFACTURING LIMITED

	EUR impact	
	31st March 2024	31st March 2023
Impact on profit or loss for the year (₹ in Lakhs)	6.54	8.68

- i) This is mainly attributable to the exposure to outstanding Euro payables at the end of the reporting period.
ii) In management's opinion, the sensitivity analysis is unrepresentative of the inherent foreign exchange risk because the exposure at the end of the reporting period does not reflect the exposure during the year.

Some of the Company's financial assets are measured at fair value at the end of each reporting period. The following table gives information about how the fair values of these financial assets are determined (in particular, the valuation technique(s) and inputs used).

Financial assets / financial liabilities	Fair value as at		Fair value heirarchy	valuation technique(s) and key
	31/03/2024	31/03/2023		
Investment in Mutual Funds	Various listed funds fair value of Rs. 115.07 Lakhs	Various listed funds fair value of Rs. 428.88 Lakhs	Level 1	Quoted bid prices in active market

Fair value of the Company's financial assets and financial liabilities that are not measured at fair value (but fair value disclosures are required)

Except as detailed in the following table, the directors consider that the carrying amounts of financial assets and financial liabilities recognised in the financial statements approximate their fair values.

(₹ in lakhs)

Particulars	31st March 2024		31st March 2023	
	Carrying amount	Fair value	Carrying amount	Fair value
Financial assets				
Financial assets carried at Amortised Cost				
Inventories	767.82	767.82	950.99	950.99
Trade Receivables	175.70	175.70	73.30	73.30
Cash and cash equivalents	2.70	2.70	71.38	71.38
Others Current Assets(incl. Advance to Suppliers)	935.26	-	572.09	30.12
Others (Non current Assets)	18.76	18.76	54.96	54.96
Total	1,900.25	964.98	1,722.71	1,180.75
Financial liabilities				
Financial liabilities held at amortised cost				
Trade Payables	868.15	868.15	1,221.89	1,221.89
Other Financial Liabilities	250.70	250.70	181.84	181.84
Provisions	4.56	4.56	3.81	3.81
Total	1,123.41	1,123.41	1,407.54	1,407.54



PIDILITE GRUPO PUMA MANUFACTURING LIMITED

Note 43: Ratios

The following are analytical ratios for the year ended 31st March 2024 and 31st March 2023:-

Particulars	Numerator	Denominator	31st March 2024	31st March 2023	Variance
Current Ratio (Refer Note (i))	Current Assets	Current Liabilities	0.98	1.44	-31.82%
Debt-Equity Ratio (Refer Note (ii))	Borrowings	Shareholder's Equity	0.18	-	100%
Debt Service Coverage Ratio (Refer Note (ii))	Earnings available for Debt Service	Debt Service	(33.60)	-	100%
Return on Equity Ratio (Refer Note (iii))	Net Profits After Tax	Average Shareholder's Equity	(0.38)	(3.87)	90.20%
Inventory Turnover Ratio (Refer Note (iv))	Cost of Goods Sold	Average Inventory	0.29	-	100%
Trade Receivables Turnover Ratio (Refer Note (iv))	Net Sales	Average Debtors	1.53	-	100%
Trade Payables Turnover Ratio (Refer Note (iv))	Cost of Goods Sold	Average Creditors	0.24	-	100%
Net Capital Turnover Ratio (Refer Note (iv))	Net Sales	Working Capital	(5.02)	-	100%
Net Profit Ratio (Refer Note (iv))	Profit Before Tax	Net Sales	(11.56)	-	100%
Return on Capital Employed (Refer Note (iv))	Profit Before Interest and Tax	Average Capital Employed	(0.47)	-	100%
Return on Investment (Refer Note (v))	Net Return on Investment	Cost of Investment	0.17	0.07	136.53%

Note (i)- Due to reduction in current investment and increase in borrowings.

Note (ii)- Utilisation of borrowing facilities in current year.

Note (iii)- Improved due to start of manufacturing operation.

Note (iv)- Revenue recognition started during the current year.

Note (v)- Investment in Mutual Fund sold during the year.

Note 44 :Event after reporting period - No such event is to report.

Note 45 : The company doesn't meets the eligibility criteria as per Section 135 of the Companies Act, 2013.

Note 46 : There are no cases of any undisclosed income in the financial statements.

Note 47 : The company has not advanced or loaned or invested funds (either borrowed funds or share premium or any other sources or kind of funds) to any other person(s) or entity(ies), including foreign entities (Intermediaries) with the understanding (whether recorded in writing or otherwise) that the intermediary

- directly or indirectly lend or invest in other persons or entities identified in any manner whatsoever by or on behalf of the company (Ultimate Beneficiaries) or
- provide any guarantee, security or the like to or on behalf of the Ultimate Beneficiaries.

Note 48 : The company has not received any fund from any person(s) or entity(ies), including foreign entities (Funding Party) with the understanding (whether recorded in writing or otherwise) that the company shall

- directly or indirectly lend or invest in other persons or entities identified in any manner whatsoever by or on behalf of the Funding Party (Ultimate Beneficiaries) or
- provide any guarantee, security or the like on behalf of the Ultimate Beneficiaries.

Note 49: There are no registrations of any charges or satisfactions with Registrar of Companies.

Note 50: The company has not traded or invested in crypto currency or virtual currency during the current year and Previous year.

Note 51 : The company has not entered any transactions in companies that were struck off under the relevent sections of the Companies Act 2013.

Note 52 : The company has not given any loans and advance to Promoters,Directors,KMPs or Related parties.

Note 53 : No proceedings have been initiated or pending against the company for holding any benami property under the Benami Transactions (Prohibition) Act, 1988 (as amended in 2016) and the Rules made thereunder.

Note 54 : Company is not being declared wilful defaulter by any bank or financial institution or other lender.

Note 55: The amounts and disclosures included in the financial statements of the previous year have been reclassified and regrouped wherever necessary.

Note 56: Approval of financial statements: The financial statements were approved for issue by the board of directors on 3rd May 2024.

The accompanying notes are forming part of the financial statements.

In terms of our Report attached
For Khanna & Panchmia
Chartered Accountants
Firm Regn. No.: 136041W



Devendra Khanna
Devendra Khanna
Partner
Mem.No. 038987

Mumbai
Dated : 03rd May 2024



For and on behalf of the Board

Sanjay Bahadur
Sanjay Bahadur
Director
DIN-00032590

Sudhanshu Vats
Sudhanshu Vats
Director
DIN-05234702